

DRAWN PUSHBUTTON ENCLOSURES, TYPE 4

INDUSTRY STANDARDS

 UL 508A Listed; Type 4, 12, 13; File No. E61997
 cUL Listed per CSA C22.2 No. 94; Type 4, 12, 13; File No. E61997

 NEMA/EEMAC Type 4, 12, 13
 IEC 60529, IP66

APPLICATION

Drawn Pushbutton Enclosures are designed to hold 30.5-mm or 22.5-mm 4-way pushbuttons and switches. These enclosures have no welded seams or sharp corners.

SPECIFICATIONS

- Drawn 16 gauge steel; no welded seams or sharp corners
- Cover screws outside gasket sealing surface
- Flat or domed flanged cover
- Bonding provision on cover
- Grounding stud on body
- Oil-resistant gasket
- External welded-on mounting brackets for easy installation
- Factory stamped 4-way pushbutton holes
- 30.5-mm or 22.5-mm size holes

FINISH

ANSI 61 gray polyester powder paint inside and out

ACCESSORIES
See also Accessories.

Industrial Corrosion Inhibitors

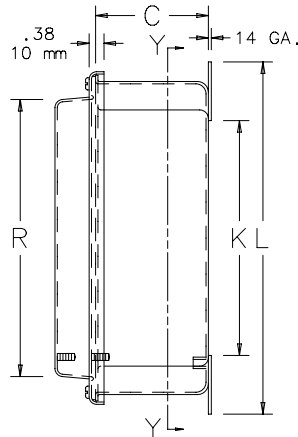
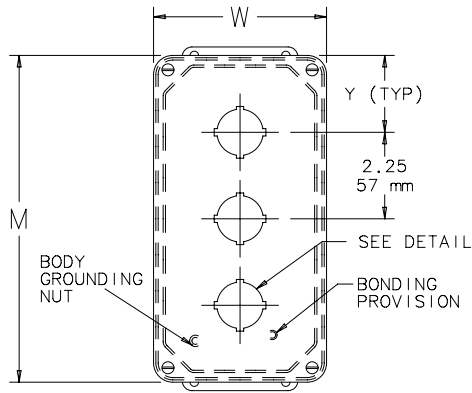
HOL-SEALERS Hole Seals

BULLETIN: PB1

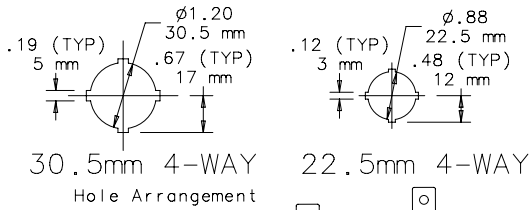
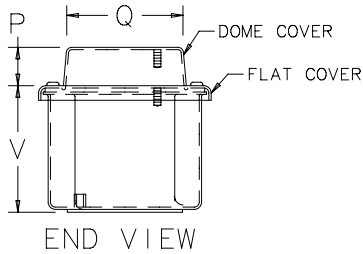
Standard Product

| Catalog Number | AxxBxC in./mm | Hole Size | Number of Holes | Mounting | | Enclosure Depth | | | | | | | | | | | | | | | | | | | |
|----------------|---------------------------------------|-----------|-----------------|--------------------------|------------|-----------------|------------|-------------|--------------|--------------|------------|------------|-------------|-------------|------------|-------------|-------------|-------------|-------------|------------|---|---|---|---|------------|
| | | | | G x H in./mm | Cover Type | P + V in./mm | F in./mm | K in./mm | L in./mm | M in./mm | P in./mm | Q in./mm | R in./mm | S in./mm | T in./mm | V in./mm | W in./mm | Y in./mm | | | | | | | |
| ED1PB1 | 4.50 x 2.88 x 2.62 114 x 73 x 67 | 30.5 mm | 1 | 5.00 x 1.12 127 x 29 | Flat | — | — | — | — | — | — | — | — | — | — | — | — | — | — | — | — | — | — | — | 2.78 71 |
| ED1PB2 | 3.50 x 4.00 x 2.75 89 x 102 x 70 | 30.5 mm | 1 | 4.00 x 2.38 102 x 60 | Flat | — | 3.00 76 | 1.50 38 | 4.50 114 | 4.00 102 | — | — | — | — | — | 2.06 52 | 2.56 65 | 2.98 76 | 4.50 114 | 2.00 51 | — | — | — | — | — |
| ED2PB | 5.75 x 4.00 x 2.75 146 x 102 x 70 | 30.5 mm | 2 | 6.25 x 2.38 159 x 60 | Flat | — | 3.00 76 | 3.75 95 | 6.75 171 | 6.25 159 | — | — | — | — | — | 4.31 109 | 2.56 65 | 2.98 76 | 4.50 114 | 2.00 51 | — | — | — | — | — |
| ED3PB | 8.00 x 4.00 x 2.75 203 x 102 x 70 | 30.5 mm | 3 | 8.50 x 2.38 216 x 60 | Flat | — | 3.00 76 | 6.00 152 | 9.00 229 | 8.50 216 | — | — | — | — | — | 6.56 167 | 2.56 65 | 2.98 76 | 4.50 114 | 2.00 51 | — | — | — | — | — |
| ED4PB | 10.25 x 4.00 x 2.75 260 x 102 x 70 | 30.5 mm | 4 | 10.75 x 2.38 273 x 60 | Flat | — | 3.00 76 | 8.25 210 | 11.25 286 | 10.75 273 | — | — | — | — | — | 8.81 224 | 2.56 65 | 2.98 76 | 4.50 114 | 2.00 51 | — | — | — | — | — |
| ED1PBX | 3.50 x 4.00 x 3.75 89 x 102 x 95 | 30.5 mm | 1 | 4.00 x 2.38 102 x 60 | Dome | 4.98 126 | 3.00 76 | 1.50 38 | 4.50 114 | 4.00 102 | 1.00 25 | 3.03 77 | 2.53 64 | 2.06 52 | 2.56 65 | 3.98 101 | 4.50 114 | 2.00 51 | — | — | — | — | — | — | — |
| ED1PBXM | 3.50 x 4.00 x 3.75 89 x 102 x 95 | 22.5 mm | 1 | 4.00 x 2.38 102 x 60 | Dome | 4.98 126 | 3.00 76 | 1.50 38 | 4.50 114 | 4.00 102 | 1.00 25 | 3.03 77 | 2.53 64 | 2.06 52 | 2.56 65 | 3.98 101 | 4.50 114 | 2.00 51 | — | — | — | — | — | — | — |
| ED2PBX | 5.75 x 4.00 x 3.75 146 x 102 x 95 | 30.5 mm | 2 | 6.25 x 2.38 159 x 60 | Dome | 4.98 126 | 3.00 76 | 3.75 95 | 6.75 171 | 6.25 159 | 1.00 25 | 3.03 77 | 4.78 121 | 4.31 109 | 2.56 65 | 3.98 101 | 4.50 114 | 2.00 51 | — | — | — | — | — | — | — |
| ED2PBXM | 5.75 x 4.00 x 3.75 146 x 102 x 95 | 22.5 mm | 2 | 6.25 x 2.38 159 x 60 | Dome | 4.98 126 | 3.00 76 | 3.75 95 | 6.75 171 | 6.25 159 | 1.00 25 | 3.03 77 | 4.78 121 | 4.31 109 | 2.56 65 | 3.98 101 | 4.50 114 | 2.00 51 | — | — | — | — | — | — | — |
| ED3PBX | 8.00 x 4.00 x 3.75 203 x 102 x 95 | 30.5 mm | 3 | 8.50 x 2.38 216 x 60 | Dome | 4.98 126 | 3.00 76 | 6.00 152 | 9.00 229 | 8.50 216 | 1.00 25 | 3.03 77 | 7.03 179 | 6.56 167 | 2.56 65 | 3.98 101 | 4.50 114 | 2.00 51 | — | — | — | — | — | — | — |
| ED3PBXM | 8.00 x 4.00 x 3.75 203 x 102 x 95 | 22.5 mm | 3 | 8.50 x 2.38 216 x 60 | Dome | 4.98 126 | 3.00 76 | 6.00 152 | 9.00 229 | 8.50 216 | 1.00 25 | 3.03 77 | 7.03 179 | 6.56 167 | 2.56 65 | 3.98 101 | 4.50 114 | 2.00 51 | — | — | — | — | — | — | — |
| ED4PBX | 10.25 x 4.00 x 3.75 260 x 102 x 95 | 30.5 mm | 4 | 10.75 x 2.38 273 x 60 | Dome | 4.98 126 | 3.00 76 | 8.25 210 | 11.25 286 | 10.75 273 | 1.00 25 | 3.03 77 | 9.25 235 | 8.81 224 | 2.56 65 | 3.98 101 | 4.50 114 | 2.00 51 | — | — | — | — | — | — | — |
| ED4PBXM | 10.25 x 4.00 x 3.75 260 x 102 x 95 | 22.5 mm | 4 | 10.75 x 2.38 273 x 60 | Dome | 4.98 126 | 3.00 76 | 8.25 210 | 11.25 286 | 10.75 273 | 1.00 25 | 3.03 77 | 9.25 235 | 8.81 224 | 2.56 65 | 3.98 101 | 4.50 114 | 2.00 51 | — | — | — | — | — | — | — |
| ED1PBM1 | 4.50 x 2.88 x 2.62 114 x 73 x 67 | 22.5 mm | 1 | 5.00 x 1.12 127 x 29 | Flat | — | — | — | — | — | — | — | — | — | — | — | — | — | — | — | — | — | — | — | 2.78 71 |
| ED1PBM2 | 3.50 x 4.00 x 3.75 89 x 102 x 95 | 22.5 mm | 1 | 4.00 x 2.38 102 x 60 | Flat | — | 3.00 76 | 1.50 38 | 4.50 114 | 4.00 102 | — | — | — | — | — | 2.06 52 | 2.56 65 | 3.98 101 | 4.50 114 | 2.00 51 | — | — | — | — | — |
| ED2PBM | 5.75 x 4.00 x 3.75 146 x 102 x 95 | 22.5 mm | 2 | 6.25 x 2.38 159 x 60 | Flat | — | 3.00 76 | 3.75 95 | 6.75 171 | 6.25 159 | — | — | — | — | — | 4.31 109 | 2.56 65 | 3.98 101 | 4.50 114 | 2.00 51 | — | — | — | — | — |
| ED3PBM | 8.00 x 4.00 x 3.75 203 x 102 x 95 | 22.5 mm | 3 | 8.50 x 2.38 216 x 60 | Flat | — | 3.00 76 | 6.00 152 | 9.00 229 | 8.50 216 | — | — | — | — | — | 6.56 167 | 2.56 65 | 3.98 101 | 4.50 114 | 2.00 51 | — | — | — | — | — |
| ED4PBM | 10.25 x 4.00 x 3.75 260 x 102 x 95 | 22.5 mm | 4 | 10.75 x 2.38 273 x 60 | Flat | — | 3.00 76 | 8.25 210 | 11.25 286 | 10.75 273 | — | — | — | — | — | 8.81 224 | 2.56 65 | 3.98 101 | 4.50 114 | 2.00 51 | — | — | — | — | — |

For dimensions of the ED1PB1 and ED1PBM1 enclosures, see catalog number A403DSC in Mild Steel: Screw Cover, Contoured, Type 4. "Y" dimension locates pushbutton hole.



NOTE:
 1. External mounting brackets are 14 gauge steel.
 2. These drawings do not apply to catalog numbers ED1PBI and ED1PBI. For enclosure dimensions, see catalog number A403DSC in Mild Steel chapter, Screw Cover, Contoured, Type 4 (S-2927)



| | | | |
|---------|---------|---------|---------|
| | | | |
| ED1PB1 | ED2PB | ED3PB | ED4PB |
| ED1PB2 | ED2PBX | ED3PBX | ED4PBX |
| ED1PBX | ED2PBM | ED3PBM | ED4PBM |
| ED1PBM1 | ED2PBXM | ED3PBXM | ED4PBXM |
| ED1PBXM | | | |

