

**SEISMIC CABINET**



**INDUSTRY STANDARDS**

NEBS-Telcordia GR-63-CORE Zone 4: Tested with 1000 lb. (453.6 kg) of equipment installed and 100 lb. (45.4 kg) of simulated cable weight on the top.

EIA 310-D

OSHPD Pre-Approval OPM-0200-13

*NEBS is a trademark of Telcordia*

**APPLICATION**

Seismic Cabinets protect LAN and WAN network equipment, servers and phone/voice mail equipment during Zone 4 seismic activity, and are also ideal for use in high vibration areas or areas with high load capacities. The cabinet’s passive cooling design can be augmented with optional fans.

**FEATURES**

- ENC2189S can be configured for 19- or 23-in. rack mounting by reversing the rack angles
- Both front and rear doors are hinged left and equipped with keylock flush handle and 3-point latching
- Three-point locking pushbutton swing handle on front door provides easy but controlled access; two keys included
- Doors and side panels are removable for easier equipment installation and upgrades
- Doors and side panels inset flush with frame
- Vented, heavy gauge steel base is designed to bolt to floor with seismic-rated fasteners

**SPECIFICATIONS**

- Heavy gauge welded steel frame with six rack angle mounting struts
- Includes two sets of painted L-shaped rack angles with holes per EIA spacing (5/8 in. x 5/8 in. x 1/2 in.)
- Holes are either 10-32 tapped or square, depending on model
- Top has two cable entry ports with caps and grommets and two fan-ready cutouts with finger guards
- Smoke gray acrylic window in reinforced front door
- Louvers on lower 1/3 of rear door

**FINISH**

Pre-treated steel coated with RAL 9005 black textured, low-gloss polyester powder paint. Other finishes available; contact nVent HOFFMAN Customer Service.

**LOAD RATING**

Dynamic: 1100 lb. (499 kg)

Static: 2500 lb. (1134 kg)

For higher loads, contact Hoffman. Static load has a safety factor of 4 applied.

**ACCESSORIES**

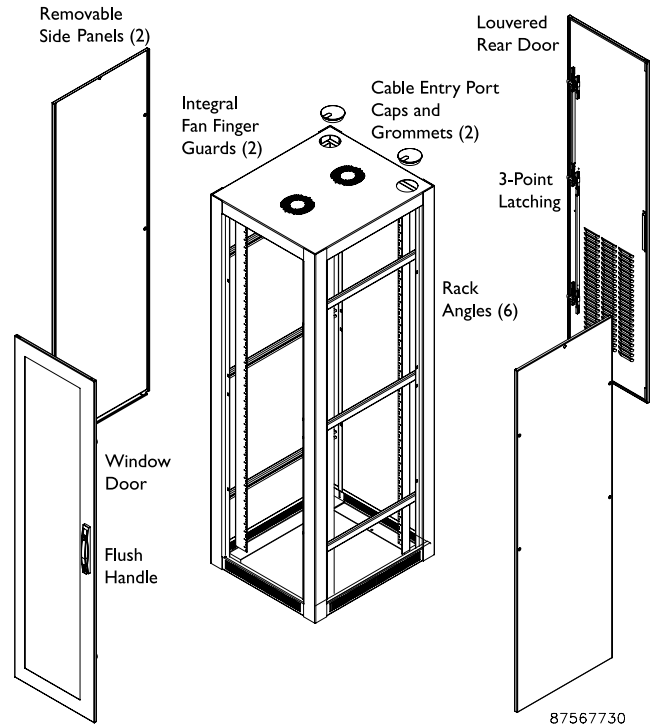
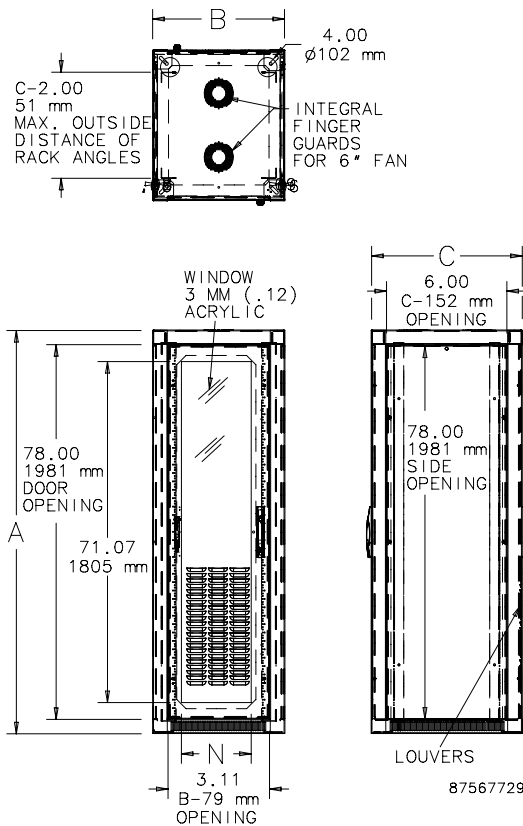
- ESBDK 3/8-in. Concrete Expansion Bolt Anchor Kit, package of four
- Most 19- and 23-in. rack accessories can be used with the seismic cabinets.

**BULLETIN: DNCS**

**Standard Product Seismic Cabinets**

Catalog Number	AxBxC in.	AxBxC mm	Description	Rack Units	N (in.)	N (mm)	Rack Angle Hole Type	Additional Rack Angles
ENC2178S	84.02 x 27.56 x 31.50	2134 x 700 x 800	19-in. cabinet	45	16.40	417	Tapped	ERA1921TPL
ENC2189S	84.02 x 31.50 x 35.43	2134 x 800 x 900	19- or 23-in. cabinet	45	20.40	517	Tapped	ERA192321TPL
ENC21710S	84.00 x 27.57 x 39.37	2134 x 700 x 1000	19-in. cabinet	45	16.40	417	Square	-
ENC21712S	84.00 x 27.57 x 47.24	2134 x 700 x 1200	19-in. cabinet	45	16.40	417	Square	-

Rack angles on 23-in. cabinet can be reversed to accommodate 19- or 23-in. rack accessories.

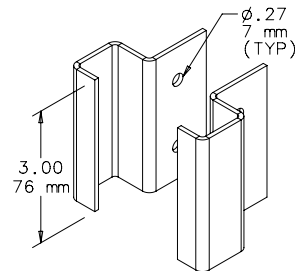


### SEISMIC CABINET JOINING KIT

Allows two network cabinets to be joined together. Requires removal of side covers on both joined cabinets. Brackets are used in pairs. Includes eight brackets and mounting hardware.

**BULLETIN: DNCY**

Catalog Number	Description
ENCJK	Seismic Cabinet Joining Kit



### VERTICAL CABLE MANAGER 2

For routing and bundling cables. Mounts vertically to grid straps or to mounting channels. Three-piece kit adjusts to fit rack height and eliminates need for center grid strap. 16 gauge steel with RAL 9005 black polyester powder paint finish. Includes 10 black 8 in. (203mm) long Velcro® cable wraps.

**BULLETIN: DPY**

Catalog Number	Description
PVCM2	Vertical Cable Manager 2

