

Rigid Nonmetallic Conduit – Fittings & Accessories

Washers

Flat Sealing Washer

Where a waterproof termination is required into any enclosure (metallic or nonmetallic), install the neoprene washer over the threads of a terminal adapter before inserting into the enclosure. Use a standard locknut or threaded bushing to secure the assembly.



| Part No. | Size | Std. Ctn. Qty. |
|----------|-------|----------------|
| ► E943DW | 1/2 | 125 |
| ► E943EW | 3/4 | 125 |
| ► E943FW | 1 | 100 |
| ► E943GW | 1 1/4 | 50 |
| ► E943HW | 1 1/2 | 50 |
| ► E943JW | 2 | 25 |

Sleeves

HOLFORM™ Concrete Sleeves

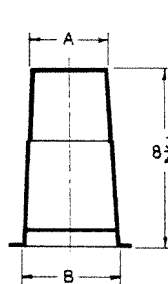
HOLFORM nonmetallic concrete sleeve forms are the easy way to form holes in concrete. They install in seconds with nails, screws or staples and are easily removed. Concrete will not adhere to them. HOLFORMS are adjustable to any slab thickness.



UL
LISTED
E32447
Except where
noted by ▶

SA
LISTED
LR31146
Except where
noted by †

| Part No. | Min. O.D. A | B | Std. Ctn. Qty. | Std. Ctn. Wt. (lbs.) |
|----------|-------------|---------|----------------|----------------------|
| † E92CSH | 1 1/2 | 1 3/4 | 20 | 3 |
| † E92CSJ | 2 | 2 13/32 | 25 | 6 |
| † E92CSL | 3 | 3 13/32 | 25 | 8 |
| † E92CSN | 4 | 4 13/32 | 18 | 8 |
| † E92CSP | 5 | 5 13/32 | 15 | 8 |
| † E92CSR | 6 | 6 13/32 | 12 | 8 |



Lock Nuts



PVC Lock Nut

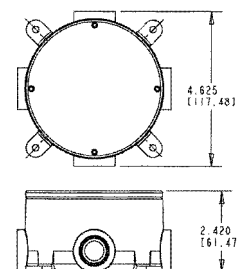
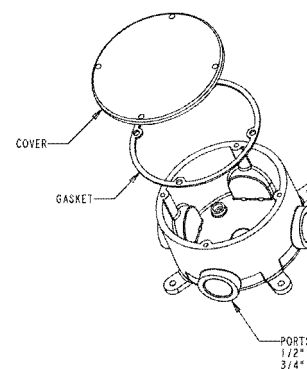


| Part No. | Size | Std. Ctn. Qty. |
|----------|------|----------------|
| ► LT9LD | 1/2 | 1200 |
| ► LT9LE | 3/4 | 700 |
| ► LT9LF | 1 | 600 |

Conduit Bodies

Type X with Cover

Four knock-out type socket openings, 90° spacing. Available with 1/2" or 3/4" socket outlets. Includes cover and gasket.



| Part No. | Size | Vol. Cu. In. | Std. Ctn. Qty. |
|----------|------|--------------|----------------|
| ► E970CD | 1/2 | 15.16 | 15 |
| E970CE | 3/4 | 15.16 | 15 |

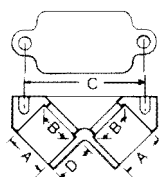
Supplied with 4 stainless steel cover screws. Diameter 4 1/8", Thickness 1/4".
*Not designed for use with wiring devices or light fixtures.

Pull Elbows

Access Pull Elbows



Gasket included.



| Part No. | Size | Std. Ctn. Qty. | A Typical | B Typical | C Typical | D Typical |
|----------|------|----------------|-----------|-----------|-----------|-----------|
| † E990D | 1/2 | 75 | .852 | .836 | 2.187 | .718 |
| † E990E | 3/4 | 50 | 1.064 | 1.046 | 2.531 | .781 |