

KT-LED15T8-48GC-865-DX2

T8 LED LAMP

DESCRIPTION

15W T8 LED | 6500K | >83 CRI | High Efficiency | Single or Double-ended Wiring



RoHS
Compliant

5 YEAR
WARRANTY

LAMP TYPE: Linear
BULB TYPE: T8 LED
BASE TYPE: G13 (Medium Bi-Pin)
WATTAGE: 15W
COLOR TEMPERATURE: 6500K
COLOR RENDERING INDEX (CRI): >83
WARRANTY: 5 Years



PRODUCT FEATURES

- Replacement for Conventional Fluorescent Lamp
- Single or Double-Ended Wiring
- 50,000+ Hour Lifetime
- Approximately 40% More Energy Efficient than Standard F32T8 Lamps
- Environmentally Friendly: No Mercury Used
- Instant Startup
- Frosted Lens Eliminates Pixelation
- UL Classified
- Operating Temperature: -20°C/-4°F to 45°C/113°F
- Integral Driver (Isolated), Eliminates the Need for External Driver or Ballast
- 110+ Lumens per Watt
- Improved Lamp Durability with Shatterproof Coated Glass
- ETL Sanitation Listed NSF/ANSI Standard 2 - Food Equipment

OPERATING SPECIFICATIONS

ELECTRICAL CHARACTERISTICS

Input Voltage	Power Consumption	Power Factor	Input Current
120-277Vac	15W	>0.9	0.16A @ 120V 0.07A @ 277V

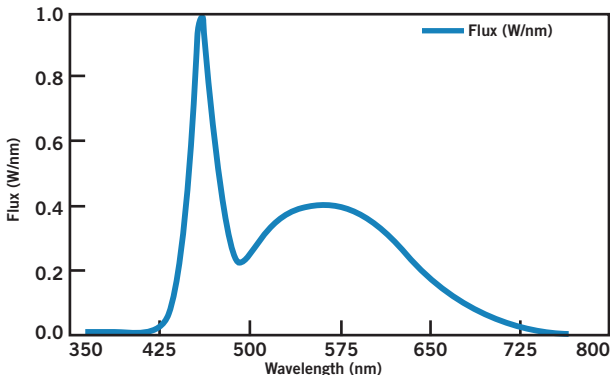
PHOTOMETRIC CHARACTERISTICS

Color Temperature (CCT)	6500K
Luminous Flux	1900 lm
Color Rendering Index (CRI)	>83
Efficacy	127 lm/W
Beam Angle	240°
Visible Light Area	325°

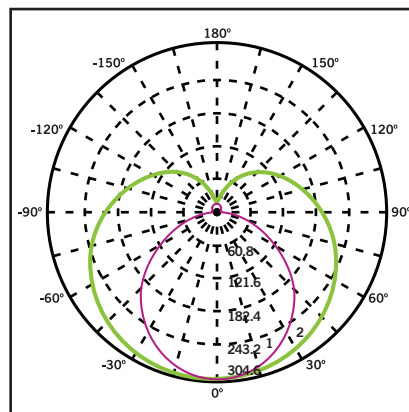
RATED LIFE

L70 (Hours)	50,000
-------------	--------

SPECTRAL DISTRIBUTION



POLAR CANDELA DISTRIBUTION



Maximum Candela = 1248.55
Located at Horizontal Angle = 0,
Vertical Angle 0

1. **Violet** Vertical Plane through Horizontal Angles (90-270)
2. **Green** Vertical Plane through Horizontal Angles (0-180)

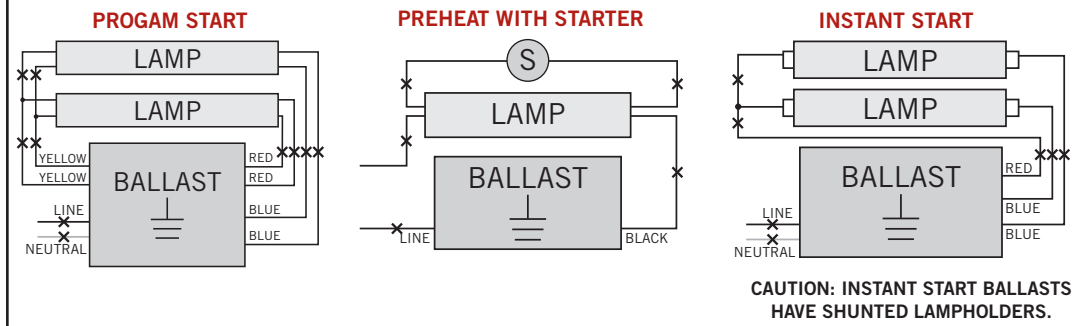
KT-LED15T8-48GC-865-DX2

T8 LED LAMP

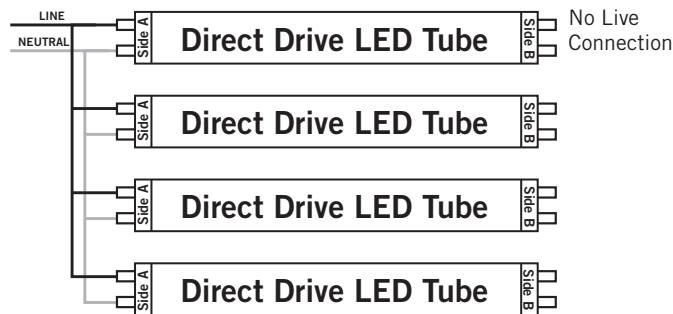
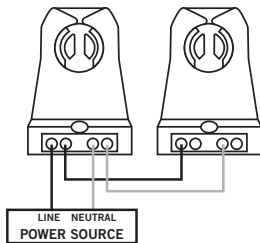
SINGLE-ENDED WIRING DIAGRAM

1. Cut all existing connections to ballast as shown below and remove ballast. See Figure A for typical ballast configurations. **Note: Single-ended wiring requires non-shunted lampholders.**

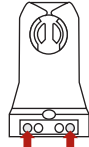
Figure A Typical Ballast Configurations:



2. Re-wire fixture as shown below.



Typical Non-Shunted Lampholder



Connect wires directly to these terminals

CAUTION: For Single-ended wiring use only non-shunted lampholders.

For Single-ended wiring, do not install product in a fixture with shunted lampholders (found in all fixtures using instant start ballasts). If the current lampholders are shunted, remove them and replace them with non-shunted lampholders. Make new connections directly to terminals as indicated above.

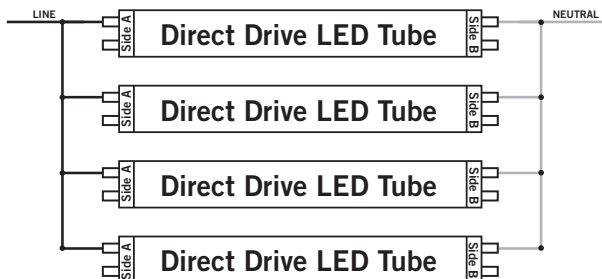
Keystone can provide any style replacement lampholders. Call us at 800-464-2680.

DOUBLE-ENDED WIRING DIAGRAM

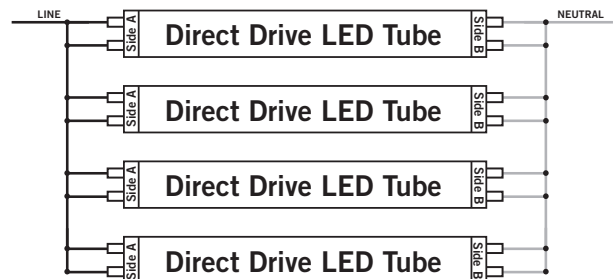
1. Cut all existing connections to ballast as shown below and remove ballast. See Figure A above for typical ballast configurations.
2. Re-wire fixture as shown below. For Double-ended wiring, use either shunted or nonshunted lampholders.

Note: There should not be any exposed wires at the end of installation.

Shunted Lampholders



Nonshunted Lampholders





KT-LED15T8-48GC-865-DX2

T8 LED LAMP

PHYSICAL CHARACTERISTICS

LAMP DIMENSIONS

	A (Illuminated Length)	42.63"
	B (Body Length)	47.15"
	C (Diameter)	1.10"

NOMINAL LENGTH: 48" BASE TYPE: G13 (Medium Bi-Pin)

ORDERING INFORMATION

ORDER CODE	PACKAGING STYLE	PACK QTY.	ITEM STATUS
KT-LED15T8-48GC-865-DX2-CP	Carton Pack (Egg Crate Packaging)	25	Quick Ship

CATALOG NUMBER BREAKDOWN

KT-LED15T8-48GC-865-DX2-CP

1 2 3 4 5 6 7 8 9 10

- 1 Keystone Technologies
- 2 LED Lamp
- 3 Wattage
- 4 Lamp Type
- 5 Nominal Length (Inches)
- 6 Glass Construction
- 7 800 Series
- 8 Color Temperature
- 9 Single- or Double-Ended Wiring
- 10 Packaging Style