



SMART PORT LED

KTS-PIR1-12V-AUX

SMART PORT LED PASSIVE INFRARED (PIR) OCCUPANCY SENSOR

DESCRIPTION

5YEAR
WARRANTY

Smart Port LED Passive Infrared (PIR) Occupancy Sensor | 12V Input | 0–10V Output


INPUT VOLTAGE: 12V \pm 2V

OUTPUT VOLTAGE: 0–10V

OPERATING CURRENT: 20mA

DIMMING: Adjustable standby levels

WARRANTY: 5 Years



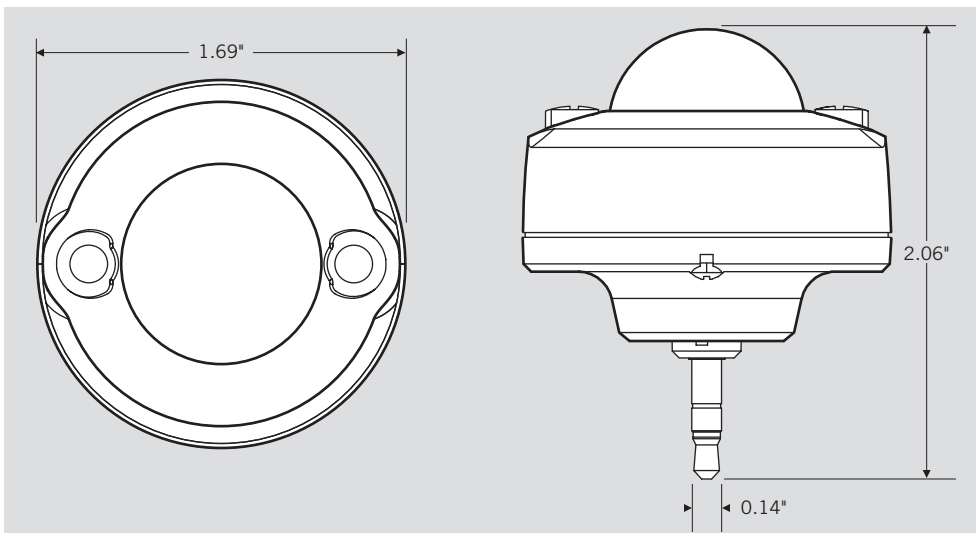
PRODUCT FEATURES

- Smart Port LED PIR Occupancy Sensor
- On/Off with adjustable standby dimming level and fixed daylight threshold
- 12V input
- 3.5mm standard AUX port connection method
- Operating temperature range: $-20^{\circ}\text{C}/-4^{\circ}\text{F}$ to $60^{\circ}\text{C}/140^{\circ}\text{F}$
- IP 20

PERFORMANCE SPECIFICATIONS

Catalog Number	Input Voltage	Output Voltage	Operating Current	Detection Angle	Max Mounting Height	Detection Radius (at Max Mounting height)	Standby Dim Levels	Hold Time Options
KTS-PIR1-12V-AUX	12V	0–10V	20mA	120 degrees	20 ft	13.2 ft	0% 20% 40% 60%	30 sec 90 sec 5 min 10 min

PHYSICAL SPECIFICATIONS





SMART PORT LED

KTS-PIR1-12V-AUX

SMART PORT LED PASSIVE INFRARED (PIR) OCCUPANCY SENSOR

PRE-INSTALLATION PROGRAMMING

1. Read and understand all warnings and notes stated below before proceeding with installation.

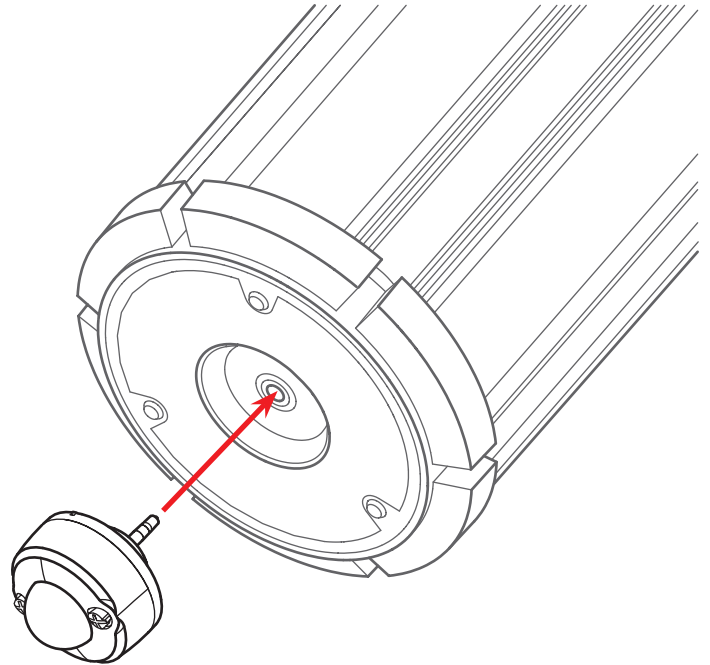
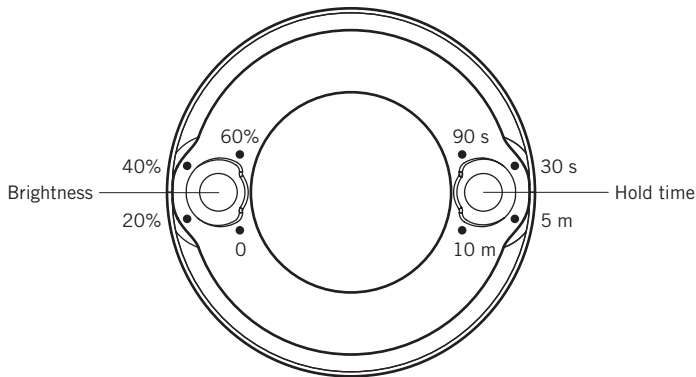
- Operating temperature: -20°C/-4°F to 60°C/140°F
- Do not use with enclosed luminaire.
- Do not expose directly to water.
- Use only one module per lamp.

2. Set PIR Occupancy Sensor brightness and hold time:

- Brightness (Light level output when sensing no motion)
 - Set standby dimming level to 0/20%/40%/60% of full light output.
- Hold time (Time from light trigger until no motion is detected)
 - Set time duration until sensor triggers standby light level (30 seconds/90 seconds/5 minutes/10 minutes).

3. Plug the PIR Occupancy Sensor into Smart Port.

- Insert 3.5mm AUX into the Smart Port on Keystone's Smart Port LED compatible lamps.



INSTALLATION

OPERATION

- Plug in and turn on the LED lamp with the installed PIR Occupancy Sensor.
 - Lamp will be illuminated at 100% brightness.
- Wait for preset hold time (30 seconds/90 seconds/5 minutes/10 minutes).
 - If no motion is detected, lamp will be turned down to 0-60% brightness, depending on your preset brightness level (0/20%/40%/60%).
 - If motion is detected, lamp will stay turned on at 100% brightness.

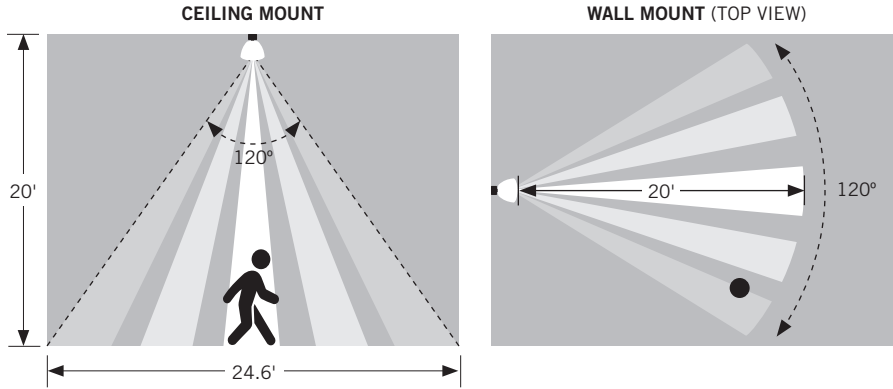


SMART PORT LED

KTS-PIR1-12V-AUX

SMART PORT LED PASSIVE INFRARED (PIR) OCCUPANCY SENSOR

PIR OCCUPANCY SENSOR DETECTION AREA



APPLICATIONS

- Corridors
- Parking garages
- Warehouses
- Showrooms

ORDERING INFORMATION

ORDER CODE	PACKAGING STYLE	PACK QTY.	ITEM STATUS
KTS-PIR1-12V-AUX-CP	Carton Pack	TBD	Quick Ship

CATALOG NUMBER BREAKDOWN

KTS-PIR1-12V-AUX-CP

1 2 3 4 5

- 1 Keystone Technologies Sensor
- 2 Passive Infrared
- 3 Input Voltage
- 4 Auxiliary Port Connection
- 5 Packaging Style