



# KT-LED25T8-96G-850-D

## T8 LED LAMP

### DESCRIPTION

25W T8 LED | 5000K | >80 CRI | High-Efficiency | 8-Foot



<b>LAMP TYPE:</b> Linear	<b>COLOR TEMPERATURE:</b> 5000K
<b>BULB TYPE:</b> T8 LED	<b>COLOR RENDERING INDEX (CRI):</b> >80
<b>BASE TYPE:</b> Fa8 (Single-Pin)	<b>WARRANTY:</b> 5 Years
<b>WATTAGE:</b> 25W	

### PRODUCT FEATURES

- Replacement for conventional T8/T12 8-foot, single-pin fluorescent lamp
- Double-ended line voltage wiring: Connect power to each end for simplified installation
- 50,000+ hour lifetime
- Approximately 50% more energy efficient than standard F96T12 lamps
- Environmentally friendly: No mercury used
- NSF listed: NSF/ANSI Standard 2: Food equipment, splash zone (component level—not for direct food zone without additional fixture considerations)
- Includes 2 C-clips to be installed with the lamps into the fixture ballast cover to prevent any potential undesired lamp twisting or sagging
- Frosted lens eliminates pixelation
- UL classified
- Operating temperature: -20°C/-4°F to 55°C/131°F
- Integral driver (isolated): Eliminates the need for external driver or ballast
- 120+ lumens per Watt
- Instant startup

### OPERATING SPECIFICATIONS

#### ELECTRICAL CHARACTERISTICS

Input Voltage	Power Consumption	Power Factor	Input Current
120-277Vac	25W	>0.9	0.21A @ 120V 0.09A @ 277V

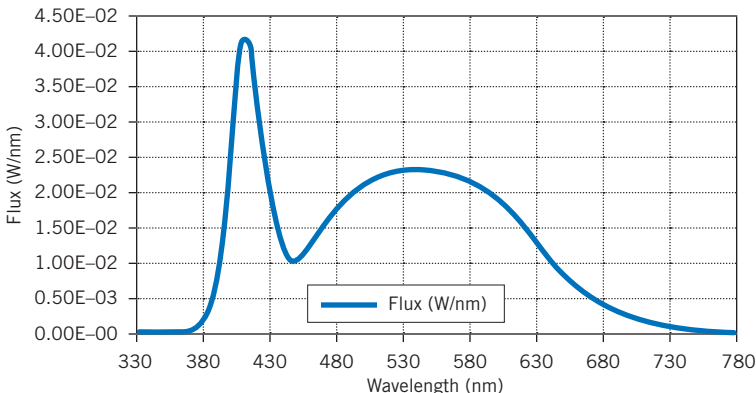
#### PHOTOMETRIC CHARACTERISTICS

Color Temperature (CCT)	5000K
Luminous Flux	3500 lm
Color Rendering Index (CRI)	>80
Efficacy	140 lm/W
Beam Angle	325°

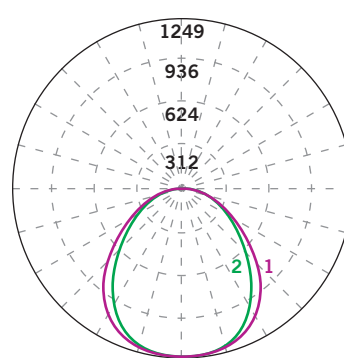
#### RATED LIFE

L70 (Hours)	50,000
-------------	--------

#### SPECTRAL DISTRIBUTION



#### POLAR CANDELA DISTRIBUTION



Located at:  
Horizontal Angle = 0  
Vertical Angle = 0

1 Violet Vertical Plane through Horizontal Angles (90-270)  
2 Green Vertical Plane through Horizontal Angles (0-180)

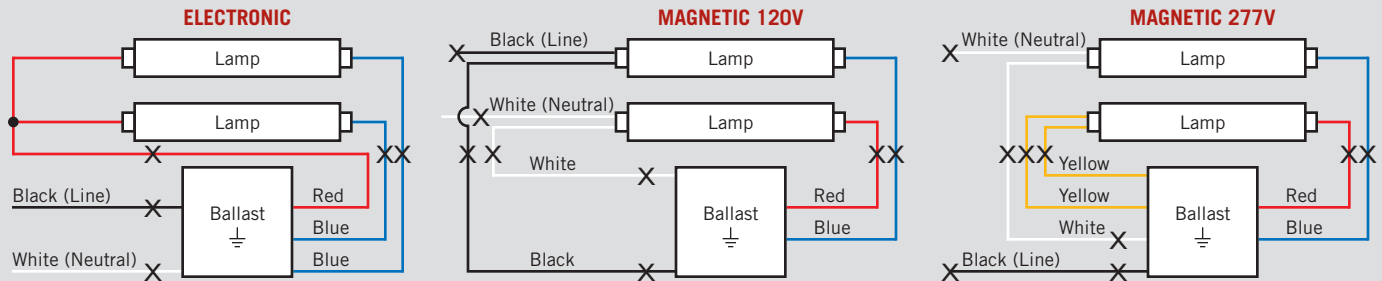
# KT-LED25T8-96G-850-D

## T8 LED LAMP

### WIRING INSTRUCTIONS

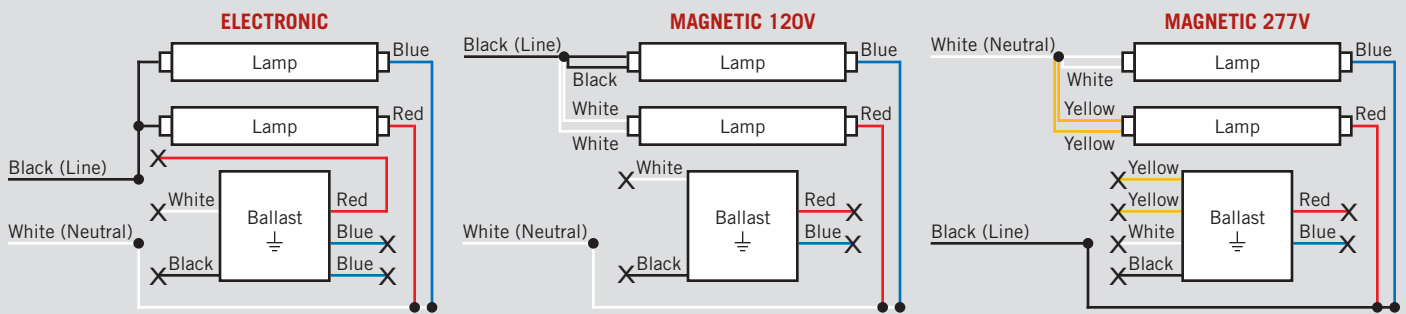
1. Identify ballast configuration as shown below and cut all wires connected to the ballast accordingly.

#### Typical Ballast Configurations

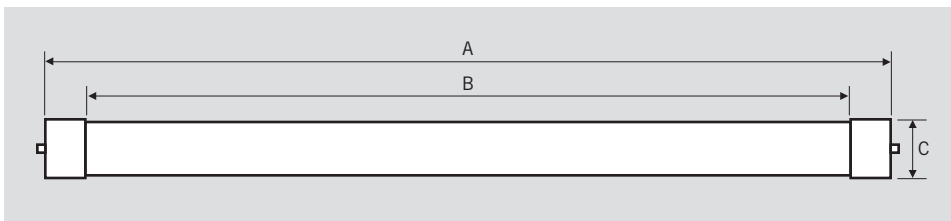


2. Confirm that the lampholders in the fixture are single-pin Fa8 lampholders. These DirectDrive LED tubes require single-pin Fa8 lampholders.
3. Rewire the fixture using existing lampholders, as shown below, according to the original ballast wiring configuration.

#### Typical Rewiring Configurations



### PHYSICAL CHARACTERISTICS



#### LAMP DIMENSIONS

A (Body Length)	93.31"
B (Illuminated Length)	91.50"
C (Cross-section: Width x Height)	1.08" x 1.31"

**NOMINAL LENGTH:** 96"

**BASE TYPE:** Fa8 (Single-Pin)



KT-LED25T8-96G-850-D  
T8 LED LAMP

ORDERING INFORMATION

ORDER CODE	PACKAGING STYLE	PACK QTY.	ITEM STATUS
KT-LED25T8-96G-850-D-CP	Contractor Pack (Individual Cartons)	10	Quick Ship

CATALOG NUMBER BREAKDOWN

KT-LED25T8-96G-850-D-CP

1	2	3	4	5	6	7	8	9	10
---	---	---	---	---	---	---	---	---	----

- 1 Keystone Technologies
- 2 LED Lamp
- 3 Wattage
- 4 Lamp Type
- 5 Nominal Length (Inches)
- 6 Glass
- 7 800 Series
- 8 Color Temperature
- 9 Double Drive Series
- 10 Packaging Style