




# LED SHOP LIGHT

CATALOG NUMBER KT-SHLED40-48-840



## DESCRIPTION

4' LED Shop Light, 2 Lamp Design, Complete Fixture



## APPLICATION

Used for indoor applications in place of fluorescent shop lights, surface-mount, and/or strip fixtures.

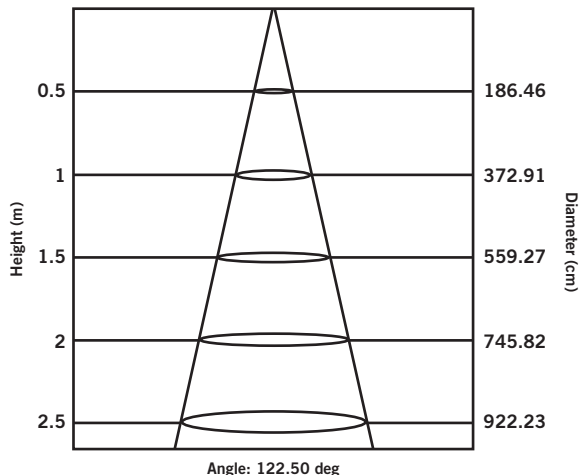
## PRODUCT FEATURES

- 4000 Lumens, Using Only 40 Watts of Power
- 4000K (Bright White), >80CRI
- Installs in Minutes (Includes Mounting Hardware)
- Dimensions: 5" x 48", 60" Attached Power Cord
- On-Off Pull Chain
- ETL Listed, ROHS
- 5 Year Warranty

## PERFORMANCE SPECIFICATIONS

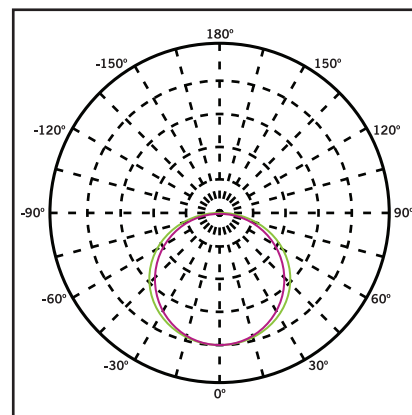
Input Voltage	Power Consumption	Color Temperature	Lumen Output	CRI	Power Factor
120V	40W	4000K	4200lm	>80	>0.9

## OPERATING SPECIFICATIONS



Note: The curves indicate the illuminated area and the average illumination when the luminaire is at different distances.

## POLAR CANDELA DISTRIBUTION






# LED SHOP LIGHT

CATALOG NUMBER KT-SHLED40-48-840

## PHYSICAL SPECIFICATIONS



## CATALOG NUMBER BREAKDOWN

KT-SHLED40-48-840						
Keystone Technologies	Shop Light	LED Lamp	Wattage	Nominal Length (Inches)	800 Series	Color Temp.