



# DIRECT DRIVE LED

LINE VOLTAGE TUBES

## KT-LED43T8HO-96G-840-D

T8 LED LAMP

### DESCRIPTION

43W T8HO/T12HO LED | 4000K | >80 CRI | High Efficiency | 8 Foot



<b>LAMP TYPE:</b> Linear	<b>COLOR TEMPERATURE:</b> 4000K
<b>BULB TYPE:</b> T8HO/T12HO LED	<b>COLOR RENDERING INDEX (CRI):</b> >80
<b>BASE TYPE:</b> R17d (Recessed Double Contact)	<b>WARRANTY:</b> 5 Years
<b>WATTAGE:</b> 43W	

### PRODUCT FEATURES

- Replacement for Conventional T8HO/T12HO 8 Foot Fluorescent Lamp
- Double Ended Line Voltage Wiring: Connect power to each end for simplified installation
- 50,000+ Hour Lifetime
- Approximately 50% More Energy Efficient than Standard F96T12HO Lamps
- Environmentally Friendly: No Mercury Used
- Instant Startup
- Includes 2 C-clips to be installed with the lamps into the fixture ballast cover to prevent any potential un-desired lamp twisting or sagging
- Frosted Lens Eliminates Pixelation
- UL Classified
- Operating Temperature: -20°C/-4°F to 55°C/131°F
- Integral Driver (Isolated), Eliminates the Need for External Driver or Ballast
- 120+ Lumens per Watt

### OPERATING SPECIFICATIONS

#### ELECTRICAL CHARACTERISTICS

Input Voltage	Power Consumption	Power Factor	Input Current
120-277Vac	43W	>0.9	0.36 @ 120V 0.16 @ 277V

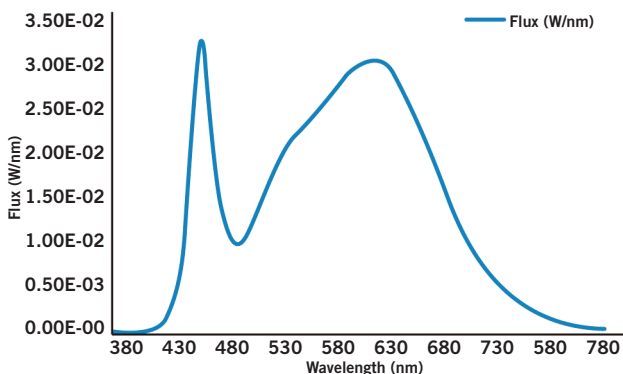
#### PHOTOMETRIC CHARACTERISTICS

Color Temperature	4000K
Luminous Flux	5500 lm
Color Rendering Index (CRI)	>80
Efficacy	128 lm/W
Beam Angle	325°

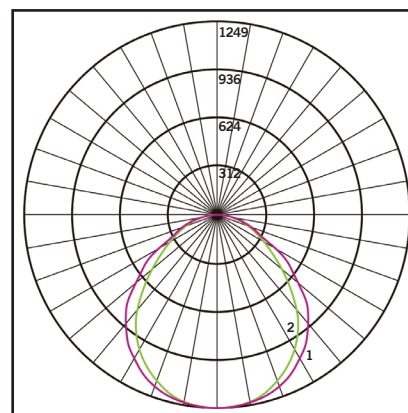
#### RATED LIFE

L70 (Hours)	50,000
-------------	--------

#### SPECTRAL DISTRIBUTION



#### POLAR CANDELA DISTRIBUTION



Located at Horizontal Angle = 0,  
Vertical Angle 0

1. **Violet** Vertical Plane through Horizontal Angles (90-270)
2. **Green** Vertical Plane through Horizontal Angles (0-180)



# KT-LED43T8HO-96G-840-D

## T8 LED LAMP

### WIRING DIAGRAMS

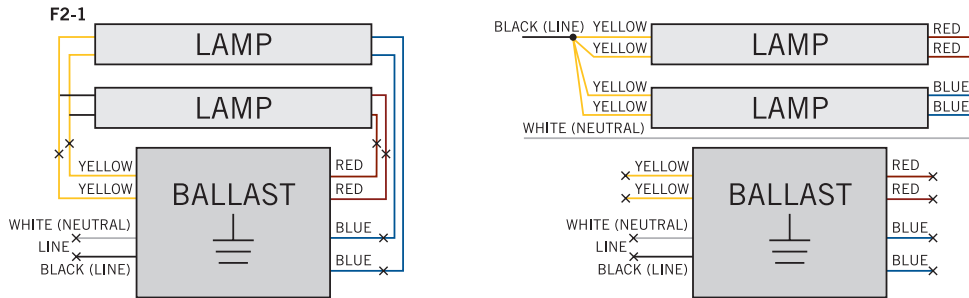
#### Double Ended Line Voltage Wiring



#### For Retrofit Applications (see below notes)

1. Identify ballast configuration as shown below and cut all wires connected to the ballast accordingly.

#### Typical Ballast Configurations:



2. Confirm that the lampholders in the fixture are R17d Double Recessed Contact lampholders. These DirectDrive LED tubes require R17d Double Recessed Contact lampholders.
3. Rewire the fixture using existing lampholders as shown above according to the original ballast wiring configuration.

### PHYSICAL CHARACTERISTICS

#### LAMP DIMENSIONS

	A (Illuminated Length)	91.5"
	B (Body Length)	93.31"
	C (Cross Section: Width x Height)	1.08" x 1.31"

NOMINAL LENGTH: 96" BASE TYPE: R17d (Recessed Double Contact)

### ORDERING INFORMATION

ORDER CODE	PACKAGING STYLE	PACK QTY.	ITEM STATUS
KT-LED43T8HO-96G-840-D-CP	Distributor Pack (Individual Cartons)	20	Quick Ship

### CATALOG NUMBER BREAKDOWN

# KT-LED43T8HO-96G-840-D-CP

Keystone Technologies	LED Lamp	Wattage	Lamp Type	High Output	Nominal Length (Inches)	Glass	800 Series	Color Temp.	Direct Drive Series	Packaging Style
-----------------------	----------	---------	-----------	-------------	-------------------------	-------	------------	-------------	---------------------	-----------------