

Test & Measurement Line

*Designed by Electricians
for Electricians*

Multimeters

Clamp
Meters



Electrical
Testers



**KLEIN
TOOLS®**

Test & Measurement Line

Designed by Electricians for Electricians

Klein Tools has been manufacturing professional hand tools for over 150 years. The company is dedicated to providing the best hand tools in the industry and supporting electricians and professional trades people around the world with quality and reliability they can count on everyday. Blending innovation with functionality has built Klein's global reputation as a leading producer of quality products.



The Test & Measurement product line has been exclusively designed from the ground up—by electricians for electricians—working side by side with Klein's team of engineers and product experts. Based on years of field research, combined with extensive input from electricians across America, these meters and testers were specifically loaded with the latest innovative, time-saving features designed to meet and exceed their specific job requirements.



Within each product classification, Klein's meters and testers boast more features than comparable products in the category. That translates to more efficiency on the job, additional benefits to the user, and superior value overall. Some of Klein's innovative features (which vary by model) include:

- **Large Backlit Displays**
- **High Safety Ratings**
- **Analog Bar Graphs**
- **Low Impedance**
- **Magnetic Mounts**
- **Work Lights**
- **Unique Hook Design and more!**



KLEIN TOOLS®

Pros know that quality and durability matter. Klein knows that electricians have a critical need for accuracy and safety in everything they do. The world today demands time-savings and efficiency on every jobsite. Klein Tools Test and Measurement products deliver!

Innovative Features... Superior Value!

KLEIN TOOLS®



SELECTION CHART

Professional Series Multimeters

- Solid construction and rugged rubber boots.
- Data hold feature saves measurement for later viewing.

Additional Features for
Cat. Nos. MM1000, MM2000

- Bar graph responds quickly to changes in measurement.
- Max / Min / Relative reading for quick troubleshooting in the field.



Double Insulated



Measurement	MM100 Manual Ranging Multimeter	MM200 Auto Ranging Multimeter	MM1000 Electrician's / HVAC Multimeter	MM2000 Electrician's / HVAC TRMS Multimeter
AC Current	—	10A	10A	10A
DC Current	10A	10A	10A	10A
AC Voltage	600V	600V	1000V	1000V
DC Voltage	600V	600V	1000V	1000V
Resistance	2MΩ	40MΩ	40MΩ	40MΩ
Micro Amps	—	≥ 0.1μA	≥ 0.1μA	≥ 0.1μA
Capacitance	—	200μF	4000μF	4000μF
Temperature	—	-4 ~ 1832°F	-58 ~ 1832°F	-58 ~ 1832°F
Frequency / Duty Cycle	—	1MHz	1MHz	1MHz
Diode Test	●	●	●	●
Continuity	●	●	●	●
Battery Test	●	—	—	—
Features				
LCD Counts	2000	4000	4000	4000
Data Hold	●	●	●	●
Manual Range	●	—	●	●
Auto Range	—	●	●	●
Auto Power-Off	—	●	●	●
Backlight	—	●	●	●
Maximum / Minimum Hold	—	—	●	●
Relative Reading	—	—	●	●
Bar Graph	—	—	●	●
Magnetic Hanger Compatible	—	—	●	●
True RMS	—	—	—	●
Low Impedance	—	—	—	●

Listing



Cat. No.	CAT Rating	Batteries	Height	Width	Depth	Weight (oz.)	Included Accessories
MM100	CAT III 600V	1 x 9V	5.75" (146 mm)	2.75" (69.9 mm)	1.75" (44.5 mm)	8.0 (227 g)	test leads, battery
MM200	CAT III 600V	1 x 9V	5.75" (146 mm)	2.75" (69.9 mm)	1.75" (44.5 mm)	8.2 (232 g)	test leads, battery, thermocouple
MM1000	CAT IV 600V	2 x AAA	7.00" (178 mm)	3.50" (88.9 mm)	1.875" (47.6 mm)	14.0 (397 g)	test leads, batteries, thermocouple
MM2000	CAT IV 600V	2 x AAA	7.00" (178 mm)	3.50" (88.9 mm)	1.875" (47.6 mm)	14.0 (397 g)	test leads, batteries, thermocouple

Cat. No.	Type
69192	F 440mA / 1000V
69191	F 11A / 1000V



SELECTION CHART

Professional Series Clamp Meters

- Large jaw sizes.
- Worklights illuminate dark work spaces.
- Data hold captures measurements in any situation.

Additional Features for Cat. Nos. CL1000, CL2000, CL3100

- Built-in magnetic mount for hands-free convenience.
- Quick-response bar graph shows elusive fluctuations.



Measurement	CL100 600A AC Clamp Meter	CL200 600A AC Clamp Meter w/ Temp	CL1000 400A AC Clamp Meter	CL2000 400A AC/DC TRMS Clamp Meter	CL3000 200A AC Fork Meter	CL3100 200A AC Hook Meter
\tilde{A} AC Current	600A	600A	400A	400A	200A	200A
\bar{A} DC Current	—	—	—	400A	—	—
\tilde{V} AC Voltage	600V	600V	750V	750V	750V	750V
\bar{V} DC Voltage	600V	600V	1000V	1000V	1000V	1000V
$\mu\bar{A}$ Micro Amps	—	—	0.1 ~ 2000 μ A	0.1 ~ 2000 μ A	—	—
Ω Resistance	20M Ω	40M Ω	40M Ω	40M Ω	40M Ω	40M Ω
$\text{--}\text{ }\text{--}$ Capacitance	—	100 μ F	4000 μ F	4000 μ F	40 μ F	—
Hz % Frequency/Duty Cycle	—	100kHz	1MHz	1MHz	100kHz	—
$\text{--}\text{ }\text{--}$ Diode Test	●	●	●	●	●	—
$\text{--}\text{ }\text{--}$ Continuity	●	●	●	●	●	●
$^{\circ}\text{F}^{\circ}\text{C}$ Temperature	—	-4 ~ 1832 $^{\circ}\text{F}$	—	—	—	—
NCV Non Contact Voltage	—	—	●	●	—	—
Features						
00.00 LCD Counts	2000	4000	4000	4000	4000	4000
HOLD Data Hold	●	●	●	●	●	—
Apo Auto Power-Off	●	●	●	●	●	—
☀ Backlight	●	●	●	●	●	●
☛ Worklight	●	●	●	●	●	●
RANGE Auto/Manual Range	●	●	●	●	●	●
MAX Maximum Hold	●	—	●	●	—	●
MIN Minimum Hold	—	—	●	●	—	●
 Bar Graph	—	—	●	●	—	●
C_{DE} Magnetic Mount	—	—	●	●	—	●
Δ Relative Reading	—	—	—	●	—	●
TRMS True RMS	—	—	—	●	—	—

Listing



Cat. No.	CAT Rating	Batteries	Jaw Size	Height	Width	Depth	Weight (oz.)	Included Accessories
CL100	CAT III 600V	3 x AAA	1.0" (25.4 mm)	8.2" (208 mm)	3.0" (76.2 mm)	1.4" (35.6 mm)	9.9 (281 g)	test leads, batteries, case
CL200	CAT III 600V	3 x AAA	1.0" (25.4 mm)	8.2" (208 mm)	3.0" (76.2 mm)	1.4" (35.6 mm)	10.0 (283 g)	test leads, batteries, case, thermocouple
CL1000	CAT III 600V	2 x AAA	1.25" (31.8 mm)	8.875" (225 mm)	3.375" (85.7 mm)	1.5" (38.1 mm)	10.7 (303 g)	test leads, batteries, case
CL2000	CAT III 600V	2 x AAA	1.25" (31.8 mm)	8.875" (225 mm)	3.375" (85.7 mm)	1.5" (38.1 mm)	10.7 (303 g)	test leads, batteries, case
CL3000	CAT III 600V	1 x 9V	0.5" (12.7 mm)	7.50" (191 mm)	2.70" (68.6 mm)	1.70" (43.2 mm)	7.4 (210 g)	test leads, batteries, case
CL3100	CAT IV 600V	2 x AAA	0.5" (12.7 mm)	10.25" (260 mm)	2.50" (63.5 mm)	1.50" (38.1 mm)	8.6 (244 g)	test leads, batteries, case

PROFESSIONAL SERIES MULTIMETERS

Manual Ranging Multimeter

MM 100



SPECIFICATION	MM100
AC Current	—
DC Current	10A
AC Voltage	600V
DC Voltage	600V
Resistance	2MΩ
Micro Amps	—
Capacitance	—
Temperature	—
Frequency / Duty Cycle	—
Diode Test	●
Continuity	●
Battery Test	●
CAT Rating	CAT III 600V
Listing	
Dimensions:	5.75" H x 2.75" W x 1.75" D (146 mm H x 69.9 mm W x 44.5 mm D)
Weight:	8.0 oz. (227 g)

Display Hold
holds last
reading

Double
Insulated

10A DC
Current



Low Battery
Indication

Lead Storage
protects leads

Rubber
Molding
for drop
protection



Check Batteries



Measure Fuses



Lead Storage

Designed by Electricians for Electricians



PROFESSIONAL SERIES MULTIMETERS

Auto Ranging Multimeter

MM 200

**Capacitance,
Temperature &
Frequency**



SPECIFICATION	MM200
\tilde{A} AC Current	10A
\bar{A} DC Current	10A
\tilde{V} AC Voltage	600V
\bar{V} DC Voltage	600V
Ω Resistance	40M Ω
$\mu\bar{A}$ Micro Amps	$\geq 0.1\mu\text{A}$
$\text{ }\text{ }$ Capacitance	200 μF
$^{\circ}\text{C}$ Temperature	-4 ~ 1832 $^{\circ}\text{F}$
$\text{Hz}\%$ Frequency /Duty Cycle	1MHz
$\rightarrow $ Diode Test	●
$\text{oi})$ Continuity	●
+ TEST Battery Test	—
CAT Rating	CAT III 600V
Listing	 
Dimensions: 5.75" H x 2.75" W x 1.75" D (146 mm H x 69.9 mm W x 44.5 mm D)	
Weight: 8.2 oz. (232 g)	

Lighted Display

Auto Ranging
for ease of use

 Double Insulated

10A AC/DC
Current



Temperature

Lead Storage
protects leads

Rubber
Molding
for drop
protection



Measure Circuit Breakers



Measure Temperature



Measure Frequency



Backlit Display

Designed by Electricians for Electricians

PROFESSIONAL SERIES MULTIMETERS

Electrician's / HVAC Multimeter

MM 1000



SPECIFICATION	MM1000
\tilde{A} AC Current	10A
\bar{A} DC Current	10A
\tilde{V} AC Voltage	1000V
\bar{V} DC Voltage	1000V
Ω Resistance	40M Ω
μA Micro Amps	$\geq 0.1\mu A$
$\text{--}\text{ }\text{--}$ Capacitance	4000 μF
$^{\circ}C$ Temperature	-58 ~ 1832 $^{\circ}F$
$Hz/\%$ Frequency / Duty Cycle	1MHz
\blacktriangleright Diode Test	●
$\text{---}\text{ }\text{---}$ Continuity	●
$\text{---}\text{ }\text{---}$ Battery Test	—
CAT Rating	CAT IV 600V
Listing	cUL us LISTED
Dimensions: 7.00" H x 3.5" W x 1.875" D (178 mm H x 88.9 mm W x 47.6 mm D)	
Weight: 14.0 oz. (397 g)	

Display Brighter
than most competitive units

Bar Graph
measures fast moving readings

uA setting
for checking Flame sensors

10A AC/DC Current

Double Insulated

Rubber Molding
for drop protection

Temperature

Lead Storage
protects leads

1000V Voltage
reading

CAT IV Safety Rating
safest rating available



Backlit Display



Measure Large Capacitors



Magnetic Hanger Accessory

Designed by Electricians for Electricians


PROFESSIONAL SERIES MULTIMETERS

Electrician's / HVAC TRMS Multimeter

MM 2000

**True RMS
Low Impedance**



SPECIFICATION	MM2000
\tilde{A} AC Current	10A
\bar{A} DC Current	10A
\tilde{V} AC Voltage	1000V
\bar{V} DC Voltage	1000V
Ω Resistance	40M Ω
μA Micro Amps	$\geq 0.1\mu A$
$\text{--}\text{ }\text{--}$ Capacitance	4000 μF
$^{\circ}C$ Temperature	-58 ~ 1832 $^{\circ}F$
Hz% Frequency / Duty Cycle	1MHz
\blacktriangleright Diode Test	●
$\text{oi})$ Continuity	●
$\text{--}\text{+}$ Battery Test	—
CAT Rating	CAT IV 600V
Listing	 LISTED
Dimensions:	7.00" H x 3.5" W x 1.875" D (178 mm H x 88.9 mm W x 47.6 mm D)
Weight:	14.0 oz. (397 g)

Display Brighter
than most competitive units

Bar Graph
measures fast moving readings

Low Impedance
reduces ghost voltage

μA setting
for checking Flame sensors

True RMS
accurate readings for all signals

10A AC/DC Current



Double Insulated




Rubber Molding
for drop protection

Temperature

Lead Storage
protects leads

1000V Voltage
reading

CAT IV Safety Rating
safest rating available



Measure Flame Sensors



Analog Bar Graph



Alligator Clips Attach to Bare Wire



Lead Storage



Designed by Electricians for Electricians

PROFESSIONAL SERIES CLAMP METERS

600A AC Clamp Meter

CL 100



SPECIFICATION	CL100
\tilde{A} AC Current	600A
\bar{A} DC Current	—
\tilde{V} AC Voltage	600V
\bar{V} DC Voltage	600V
μA Micro Amps	—
Ω Resistance	20M Ω
F Capacitance	—
Hz% Frequency / Duty Cycle	—
\blacktriangleright Diode Test	●
$\text{oi})$ Continuity	●
$^{\circ}\text{C}$ Temperature	—
NCV Non Contact Voltage	—
CAT Rating	CAT III 600V
Listing	 
Dimensions: 8.2" H x 3.0" W x 1.4" D (208 mm H x 76.2 mm W x 35.6 mm D)	
Weight: 9.9 oz. (281 g)	



Backlit Display



Line Splitter Accessory

Designed by Electricians for Electricians


PROFESSIONAL SERIES CLAMP METERS

600A AC Clamp Meter with Temperature

CL 200

**Temperature,
Frequency &
Capacitance**



SPECIFICATION	CL200
\tilde{A} AC Current	600A
\bar{A} DC Current	—
\tilde{V} AC Voltage	600V
\bar{V} DC Voltage	600V
μA Micro Amps	—
Ω Resistance	40M Ω
$\text{—} $ Capacitance	100 μ F
Hz% Frequency/Duty Cycle	100kHz
$\rightarrow $ Diode Test	•
$\text{⦿} $ Continuity	•
$^{\circ}\text{C}$ Temperature	-4 ~ 1832 $^{\circ}\text{F}$
NCV Non Contact Voltage	—
CAT Rating	CAT III 600V
Listing	
Dimensions: 8.2" H x 3.0" W x 1.4" D (208 mm H x 76.2 mm W x 35.6 mm D)	
Weight: 10.0 oz. (283 g)	



Worklight



Measure Temperature



Measure Fuses


Designed by Electricians for Electricians

PROFESSIONAL SERIES CLAMP METERS

400A AC Clamp Meter

CL1000



SPECIFICATION	CL1000
\tilde{A} AC Current	400A
\bar{A} DC Current	—
\tilde{V} AC Voltage	750V
\bar{V} DC Voltage	1000V
μA Micro Amps	0.1 ~ 2000 μA
Ω Resistance	40M Ω
C Capacitance	4000 μF
Hz% Frequency / Duty Cycle	1MHz
$\rightarrow $ Diode Test	●
∞) Continuity	●
$^{\circ}C$ Temperature	—
NCV Non Contact Voltage	●
CAT Rating	CAT III 600V
Listing	
Dimensions: 8.875" H x 3.375" W x 1.5" D (225 mm H x 85.7 mm W x 38.1 mm D)	
Weight: 10.7 oz. (303 g)	



Worklight



Built-in Magnetic Mount



Non-Contact Voltage Tester



Lead Storage

Designed by Electricians for Electricians

PROFESSIONAL SERIES CLAMP METERS

400A AC/DC True RMS Clamp Meter

CL 2000

**True RMS
DC Current**

Non-Contact
Voltage Tester

Large Clamp
opening


Worklight
lights clamp area

Magnetic Mount
secures meter
and frees hands

Side Mounted
Dial for ease
of use

Lead Storage
protects leads

Frequency /
Duty Cycle

SPECIFICATION	CL2000
\tilde{A} AC Current	400A
\bar{A} DC Current	400A
\tilde{V} AC Voltage	750V
\bar{V} DC Voltage	1000V
μA Micro Amps	0.1 ~ 2000 μA
Ω Resistance	40M Ω
F Capacitance	4000 μF
Hz% Frequency /Duty Cycle	1MHz
\blacktriangleright Diode Test	•
$\text{oi})$ Continuity	•
$^{\circ}C$ Temperature	—
NCV Non Contact Voltage	•
CAT Rating	CAT III 600V
Listing	
Dimensions: 8.875" H x 3.375" W x 1.5" D (225 mm H x 85.7 mm W x 38.1 mm D)	
Weight: 10.7 oz. (303 g)	

DC Current

True RMS
accurate readings
for all signals

Capacitance
great for
HVAC work

Display Brighter
than most
competitive units

Bar Graph
measures fast
moving readings



Backlit Display



Analog Bar Graph



DC Amps



Test Lead Holder

Designed by Electricians for Electricians

SPECIALTY CLAMP METERS

200A AC Fork Meter

CL3000



Large Fork opening
measures 1/0 wire and AC currents up to 200A.

Side Mounted Dial for ease of use

Frequency / Duty Cycle

Lead Storage protects leads

Capacitance great for HVAC work

Lighted Display

SPECIFICATION	CL3000
AC Current	200A
AC Voltage	750V
DC Voltage	1000V
Resistance	40MΩ
Capacitance	40μF
Frequency / Duty Cycle	100kHz
Diode Test	●
Continuity	●
CAT Rating	CAT III 600V
Listing	
Dimensions: 7.50" H x 2.70" W x 1.7" D (191 mm H x 68.6 mm W x 43.2 mm D)	
Weight: 7.4 oz. (210 g)	



Backlit Display



Measure Voltage



Lead Storage

Designed by Electricians for Electricians

SPECIALTY CLAMP METERS

200A AC Hook Meter

CL 3100



Unique Hook Design
for tight cabinets
measures 1/0 wire
and AC currents
up to 200A

SPECIFICATION	CL3100
AC Current	200A
AC Voltage	750V
DC Voltage	1000V
Resistance	40MΩ
Capacitance	—
Frequency / Duty Cycle	—
Diode Test	—
Continuity	●
CAT Rating	CAT IV 600V
Listing	UL US LISTED
Dimensions: 10.25" H x 2.50" W x 1.5" D (260 mm H x 63.5 mm W x 38.1 mm D)	
Weight: 8.6 oz. (244 g)	

Auto-Selection
no dial
simplifies use

Display Brighter
than most
competitive units

Bar Graph
measures fast
moving readings



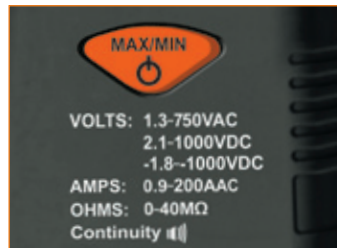
Worklight
lights clamp
area

Magnetic Mount
secures meter
and frees hands

Lead Storage
protects leads




Separate Tie-wrapped Wires



Auto Function Select



Magnetic Mount & Lead Storage



Worklight

Designed by Electricians for Electricians

ELECTRICAL TESTERS

Electronic Voltage Testers

ET100


ET200



 Double Insulated



Pictured ET200

SPECIFICATION	ET100, ET200
CAT Rating	CAT IV 600V
Listing	
Batteries	3 x AAA
Dimensions: 7.375" H x 2.375" W x 1.25" D (187 mm H x 60.3 mm W x 31.8 mm D)	
Weight: 8.1 oz. (230 g)	

Features for Cat. Nos. ET100 & ET200

- Measures AC and DC voltage at 9 common levels up to 600V.
- Bright LEDs indicate voltage reading without batteries installed.
- Low impedance input reduces possibility of ghost voltages.
- Permanently secured test leads are always there when they are needed.
- Molded lead holders are perfect for easy measurements of tamper-proof outlets.
- Vibration and sound alerts for dangerous voltage levels.
- Modern solid-state construction provides CAT IV 600V safety rating.

Additional Features for Cat. No. ET200

- Bright worklight to illuminate your work space.
- Audible continuity alerts at less than 270k Ω .

Standards:

UL 61010-1 2nd edition
 UL 61010-31 2nd edition
 CAN/CSA C22.2 No. 61010-01
 CAN/CSA C22.2 No. 61010-031



Measure Tamper-Resistant Outlets



Bright Red LEDs Indicate Voltage



Check Circuit Breaker Continuity



Worklight


Designed by Electricians for Electricians

ELECTRICAL TESTERS

Digital Circuit Breaker Finder

ET 300



SPECIFICATION	ET300
Listing	
Batteries (Receiver)	1 x 9V
Receiver Dimensions: 6" H x 2" W x 0.9" D (152 mm H x 50.8 mm W x 22.9 mm D)	
Receiver Weight: 3.2 oz. (90.7 g)	
Transmitter Dimensions: 2.8" H x 1.9" W x 1.2" D (71.1 mm H x 48.3 mm W x 30.5 mm D)	
Transmitter Weight: 1.6 oz. (45.4 g)	

- Quickly, accurately, and automatically find the correct circuit breaker of any standard 120V outlet.
- Does not require interruption of service. Power can be left on.
- Bright green arrow and loud beeping tone provide clear indication of correct breaker.
- Strong transmitter reaches distances up to 1000 feet.
- Find breakers of light fixtures and bare wires with optional adapter set (see accessories page).



Alligator Clip Accessory



Light Socket Adapter


Designed by Electricians for Electricians

ELECTRICAL TESTERS



Non-Contact Voltage Tester

NCVT-1

SPECIFICATION	NCVT-1
Voltage Range	50-1000 Volts AC
Frequency Range	50-500 Hz
CAT Rating	CAT IV 1000V
Listing	 <small>E321008 3TMV</small>
Batteries:	Two Alkaline 1.5V AAA or IEC LR03 or NEDA 24A
Dimensions:	5.5" H x 0.72" W x 1" D (140 mm H x 18 mm W x 25 mm D)
Weight:	0.8 oz. (23 g), Weight w/Batteries: 1.6 oz. (46 g)

 Double Insulated

Standards:
 UL 61010-1 2nd edition
 CAN/CSA C22.2 No. 610101-04
 EN 61010-1 2nd edition
 IEC 61010-1:2001 2nd edition
 ISA-82.02.01 (IEC 61010-1 MOD)



Patents:
 US D583,266 S
 US 7,208,932 B1

- Non-contact detection of voltage in cables, cords, circuit breakers, lighting fixtures, switches, outlets, and wires.
- When voltage is detected, a high intensity, bright red LED illuminates and a warning tone sounds.
- Discrete digitally controlled ON/OFF power button.
- Auto power-off feature conserves and extends battery life.
- Microprocessor controlled low-battery indicator and tester shutdown.
- 50 to 1000 Volt AC power operating range allows broad application.
- Lightweight compact design with a convenient clip to fit securely in your pocket.



Green LED Power-On Indicator

⚠ WARNINGS:

- It is important that users of this tester read, understand, and follow all warnings, cautions, safety information, and instructions in the manual before operating or servicing this tester. Failure to follow instructions could result in death or serious injury.
- Risk of electric shock and burn. Contact with live circuits could result in death or serious injury.
- Use caution with voltages above 30V AC as a shock hazard may exist.
- A steady red glow and continuous beep indicates voltage present. If no indication, voltage could still be present.
- In bright light conditions, the LED visual indicators will be less visible.
- Do not use if green LED is not illuminated.

⚠ WARNINGS:

- Do not use if tester appears damaged or if the tester is not operating properly. If in doubt, replace the tester.
- Do not apply more than the rated voltage as marked on the tester (1000 volts AC).
- Always wear approved eye protection.
- Before each use, verify operation by testing a known working circuit that is within the rating of this tester.
- Do not rely on this tester with shielded wire. Operation may be affected by differences in socket design and insulation thickness and type.
- Comply with local and national safety requirements.
- If this tester is used in a manner not specified by the manufacturer, protection provided by the tester may be affected.

⚠ CAUTION: Do not attempt to repair this tester. It contains no serviceable parts. Do not expose the product to extremes in temperature or high humidity.

TEST & MEASUREMENT LINE ACCESSORIES

Circuit Breaker Finder Accessory Kit



69411

- For use with ET300 Digital Circuit Breaker Finder.
- Light socket adapter for finding the correct circuit of a lighting fixture.
- Alligator clip adapter enables use of Digital Circuit Breaker Finder on bare wires.

Cat. No.	Description	Weight
69411	ET300 digital circuit breaker finder accessory kit	2.1 oz. (59.5 g)

Replacement Test Lead Set



69410

- Pair of universal test leads includes alligator clips.
- Fits lead storage compartment on the MM1000, MM2000, CL1000, CL2000, and CL3100.
- Also compatible with MM100, MM200, CL100, CL200, and CL3000.

Cat. No.	Description	Weight
69410	universal test lead set w/ alligator clips	3.2 oz. (90.7 g)



Magnetic Hanger



69190

- For use with MM1000 and MM2000 Electrician's Multimeters.
- Clips securely into back of rubber boot.
- Strong magnet attaches securely to metal surfaces for hands-free use.

Cat. No.	Description	Weight
69190	magnetic hanger for electrician's multimeters	1.1oz. (31.2 g)

⚠ WARNINGS:

To ensure safe operation and service of the tester, follow these instructions. Failure to observe these warnings can result in severe injury or death.

- Before each use, verify meter operation by measuring a known voltage or current.
- Never use the meter on a circuit with voltages that exceed the category based rating of this meter.
- Do not use the meter during electrical storms, or in wet weather.
- Do not use the meter or test leads if they appear to be damaged.
- Ensure meter leads are fully seated, and keep fingers away from the metal probe contacts when making measurements.
- Do not open the meter to replace batteries while the probes are connected.
- Use caution when working with voltages above 60V DC, or 25V AC RMS. Such voltages pose a shock hazard.
- To avoid false readings that can lead to electrical shock, replace batteries if a low battery indicator appears.
- Unless measuring voltage or current, shut off and lock out power before measuring resistance or capacitance.
- Always adhere to local and national safety codes. Use individual protective equipment to prevent shock and arc blast injury where hazardous live conductors are exposed.

Designed by Electricians for Electricians

Test & Measurement Line

Designed by Electricians for Electricians



**KLEIN
TOOLS®**

www.kleintools.com

Klein Tools, Inc. • 450 Bond Street • Lincolnshire • IL 60069-1418
phone: 847-821-5500 • Toll free: 800-553-4676 • fax: 800-553-4876
Test & Measurement Product Line Customer Service: 877-775-5346