


Project:

Type:

Prepared By:

Date:



UPC: 019813750705



### Features and Benefits

Direct Replacement for Fluorescent Lamps: F32T8/32W, F32T8/30W, F32T8/28W, F32T8/25W

Easy to install plug and play that requires no rewiring, no tools, no instructions

50,000 hour Lifespan

Rated for use in enclosed and open fixtures in dry or damp locations

Diffused frosted lens will maintain the same light quality over time

Compatible with most instant start electronic T8 ballasts, Please check Compatibility List

Approximately 40% more efficient than fluorescent T8 lamps

Instant on full brightness

Environmentally friendly, no mercury used

NSF Listed: NSF/ANSI Standard 2 - Food Equipment - Splash Zone (Not for Direct Food Zone without additional fixture considerations)

Compatible with RAB specified 0-10V dimming system

## Technical Specifications

### Performance

#### Product Type:

Linear

#### Input Wattage:

12W

#### Lumens (Nominal):

1650lm

#### Efficacy:

138 lm/W

#### Color Accuracy (CRI):

82 CRI

#### L70 Lifespan:

50,000 Hours

### Dimmable:

No

### Construction

#### Material:

Glass

#### Bulb Shape:

T8

#### Nominal Length:

4FT

#### Finish:

Frosted

#### Base Type:

G13

### Beam Angle:

240°

### For Use Outdoors in Open Fixtures:

No

### Other

#### Equivalency:

32W Fluorescent

#### Warranty:

RAB warrants that our LED products will be free from defects in materials and workmanship for a period of five (5) years from the date of delivery to the end user, including coverage of light output, color stability, driver performance and fixture finish. RAB's warranty is subject to all terms and conditions found at [rablighting.com/warranty](http://rablighting.com/warranty).

### LED Characteristics

#### Color Temperature:

3000K Warm White

## Technical Specifications (continued)

## Electrical

## Power Factor:

Ballast Dependent

## Operating Temperature:

-20°C - 45°C

## Input Voltage:

Ballast Dependent

## Operating Frequency:

Ballast Dependent

## Installation

## Installation Type:

Type A, Plug and Play

## Electrical Characteristics

## Input Current @ 120V:

Ballast Dependent

## Input Current @ 277V:

Ballast Dependent

## THD:

&lt;25%

## Compliance

## UL Listed:

Yes

## NSF Listed:

Meets NSF/ANSI standards for use in Food Zone (non-contact), Splash, and Non-Food Zones. Tube guard required in open fixtures.

## CEC Status:

Lawful for sale in California

## Application:

Suitable for damp locations and totally enclosed fixtures.

## DLC Model Number:

T8-12-48G-830-DIR

## DLC Listed:

This product is on the Design Lights Consortium (DLC) Qualified Products List and is eligible for rebates from DLC Member Utilities. Designed to meet DLC 5 requirements.  
DLC Product Code: PR9A4GKW

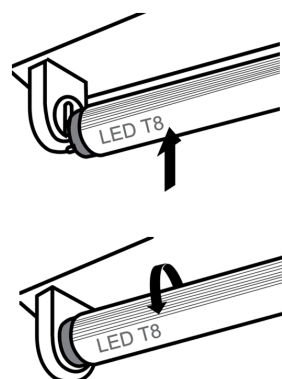
## Ballast Performance

	0.78BF	0.88BF	1.88BF
Lumens	1515	1680	2165
System Power (W)	13.5	15	20

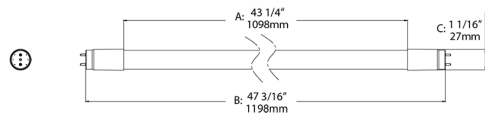
## Case and Pallet Dimensions

	QTY	LENGTH (in)	WIDTH (in)	HEIGHT (in)
CASE	25	49.2	7.9	7.3
PALLET	30	49.2	39.4	48.8

## Wiring Diagram



Dimension



Light Distribution

