






<b>Project:</b>	<b>Type:</b>	<b>Prepared By:</b>	<b>Date:</b>
-----------------	--------------	---------------------	--------------

  
 UPC: 019813748337

### Features and Benefits

- Produces rich and vibrant colors >90CRI
- Energy efficient replacement for incandescent and halogen lamps
- Constructed from durable plastic which lowers risk of breakage
- Rated for use in enclosed and open fixtures in dry or damp locations
- Frosted lens produces smooth diffuse light
- Longer lifespan compared to legacy equivalents minimizes replacement and maintenance costs
- ENERGY STAR Compliant, Title 20 Compliant
- Dimmable with common dimmer types (check compatibility list)

### Technical Specifications

<b>Performance</b> <hr/> <b>Product Type:</b> A-Line <b>Input Wattage:</b> 15W <b>Lumens (Nominal):</b> 1600lm <b>Efficacy:</b> 107 lm/W <b>Color Accuracy (CRI):</b> 80 CRI <b>L70 Lifespan:</b> 15,000-Hour LED lifespan based on IES LM-70 results	<b>Dimmable:</b> Yes <b>Compliance</b> <hr/> <b>UL Listed:</b> Suitable for damp locations <b>Enclosed Fixtures:</b> Suitable for use in enclosed fixtures <b>LED Characteristics</b> <hr/> <b>Color Temperature:</b> 2700K <b>Construction</b> <hr/> <b>Bulb Shape:</b> A19 <b>Base Type:</b> E26	<b>Beam Angle:</b> 230° <b>Electrical</b> <hr/> <b>Power Factor:</b> 0.7 <b>Operating Temperature:</b> -20°C - 45°C <b>Input Voltage:</b> 120V <b>Operating Frequency:</b> 60 Hz
---	--	--

## Technical Specifications (continued)

**Other**

**Wattage Equivalency:**

**Warranty:**

100W Incandescent

RAB warrants that our LED products will be free from defects in materials and workmanship for a period of three (3) years from the date of delivery to the end user, including coverage of light output, color stability, driver performance and fixture finish. RAB's warranty is subject to all terms and conditions found at [rablighting.com/warranty](http://rablighting.com/warranty).

## Case and Pallet Dimensions

	QTY	LENGTH (in)	WIDTH (in)	HEIGHT (in)
CASE	12	15.4	5.2	4.9
PALLET	2016	47.2	39.4	45.7