

PVC SDI Single Core

1.5mm² PVC SDI White Insulation White Sheath 100m

Nexans Ref.: AABP05A1001WTWT

EAN 13: 9322576239945

1.5mm² PVC SDI White Insulation White Sheath 100m

DESCRIPTION

Single Core PVC SDI Cable

- Single core, V-90 insulated,
- PVC sheathed to AS/NZS 5000,
- Copper conductors, 90°C.
- 1.0 to 16mm² 450/750V to AS/NZS 5000.2
- Larger sizes; 25 to 630mm² 0.6/1kV to AS/NZS 5000.1 are available on request



STANDARDS

National AS/NZS 1125; AS/NZS 5000.1; AS/NZS 5000.2



Conductor flexibility
Class 2



Rated Voltage Uo/U (Um)
450 / 750 V



Cable flexibility
Rigid

All drawings, designs, specifications, plans and particulars of weights, size and dimensions contained in the technical or commercial documentation of Nexans is indicative only and shall not be binding on Nexans or be treated as constituting a representation on the part of Nexans.

Generated 9/03/22 www.olex.com.au Page 1 / 3

PVC SDI Single Core

1.5mm² PVC SDI White Insulation White Sheath 100m

CHARACTERISTICS

Construction characteristics

| | |
|--------------------------------|-----------------|
| Colour | White |
| Conductor flexibility | Class 2 |
| Conductor material | Copper |
| Conductor shape | - |
| Insulation | V-90 |
| Outer sheath | PVC |
| Type of conductor | Stranded copper |
| With Green/Yellow core | No |
| With smaller neutral conductor | No |

Dimensional characteristics

| | |
|--|---------------------|
| Approximate weight | 3.2 kg/100m |
| Cable length | 100 m |
| Conductor cross-section | 1.5 mm ² |
| Neutral conductor section (when smaller) | - mm ² |
| Nominal insulation thickness | 0.6 mm |
| Nominal outer sheath thickness | 0.8 mm |
| Nominal overall diameter | 4.4 mm |
| Number of cores | 1 |

Electrical characteristics



















| | |
|---|--------------|
| Conductor AC resistance at 50 Hz | 16.5 Ohm/km |
| Inductive reactance at 50Hz - flat touching | 0.172 Ohm/km |
| Inductive reactance at 50Hz - trefoil | 0.157 Ohm/km |
| Insulation resistance at 20°C | 10 MOhm.km |
| Max. DC resistance of the conductor at 20°C | 13.6 Ohm/km |
| Rated Voltage U _o /U (U _m) | 450 / 750 V |

Mechanical characteristics

| | |
|-------------------|-------|
| Cable flexibility | Rigid |
|-------------------|-------|

PVC SDI - CURRENT CARRYING CAPACITY TABLE SINGLE PHASE (IN AMPS)

Copper Conductor Insulation PVC Maximum Conductor Temperature 75C

| Conductor cross-section [mm ²] |  |  |  |  |  |  |  |  |  |
|---|--|--|---|--|--|--|--|---|---|
| | Cu | Cu | Cu | Cu | Cu | Cu | Cu | Cu | Cu |
| 1.5 | 21 | 21 | 16 | 18 | 14 | 8 | 31 | 23 | 26 |
|  Unenclosed spaced |  Unenclosed spaced from surface |  Unenclosed touching |  Enclosed conduit in air |  Thermal insulation, partially surrounded by thermal insulation |  Thermal insulation, completely surrounded by thermal insulation |  Underground ducts A - Underground Wiring Enclosure |  Underground ducts B - Individual Wiring Enclosure |  Buried direct | |

All drawings, designs, specifications, plans and particulars of weights, size and dimensions contained in the technical or commercial documentation of Nexans is indicative only and shall not be binding on Nexans or be treated as constituting a representation on the part of Nexans.























Generated 9/03/22 www.olex.com.au Page 2 / 3

PVC SDI Single Core

1.5mm² PVC SDI White Insulation White Sheath 100m

PVC SDI - CURRENT CARRYING CAPACITY TABLE THREE PHASE (IN AMPS)

Copper Conductor Insulation PVC Maximum Conductor Temperature 75C

| Conductor cross-section [mm ²] |  |  |  |  |  |  |  |  |  | |
|---|--|--|--|--|---|--|--|---|---|--|
| | Cu | Cu | Cu | Cu | Cu | Cu | Cu | Cu | Cu | |
| 1.5 | 20 | 17 | 16 | 15 | 12 | 8 | 27 | 20 | 24 | |
|  Unenclosed spaced |  Unenclosed spaced from surface |  Unenclosed touching | |  Thermal Insulation, completely surrounded by thermal insulation | |  Underground ducts B - Individual Wiring Enclosure | | | | |
|  Enclosed conduit in air |  Thermal insulation, partially surrounded by thermal insulation | |  Thermal Insulation, completely surrounded by thermal insulation | | | |  Underground ducts A - Underground Wiring Enclosure | | | |
|  Buried direct |  Underground ducts A - Underground Wiring Enclosure | |  Thermal Insulation, completely surrounded by thermal insulation | | | |  Underground ducts B - Individual Wiring Enclosure | | | |