





SPECIFICATIONS

| Certifications/Qualifications | |
|---|--|
| | www.kichler.com/warranty |
| Dimensions | |
| Base Backplate | 4.75 X 5 |
| Extension | 8.50" |
| Weight | 2.60 LBS |
| Height from center of Wall opening (Spec Sheet) | 7.50" |
| Height | 15.00" |
| Width | 5.75" |
| Light Source | |
| Dimmable | Yes |
| Lamp Included | Not Included |
| Lamp Type | BR40 |
| Light Source | Incandescent |
| Max or Nominal Watt | 120.00 |
| # of Bulbs/LED Modules | 2 |
| Socket Type | Medium |
| Socket Wire | 150" |
| Mounting/Installation | |
| Interior/Exterior | Exterior |
| Location Rating | Damp |
| Mounting Style | Wall Mount |
| Mounting Weight | 2.60 LBS |

FIXTURE ATTRIBUTES

| Housing | |
|---|--------------|
| Primary Material | ALUMINUM |
| Shade Description | Metal |
| Shade Included | Yes |
| Product/Ordering Information | |
| SKU | 9246BK |
| Finish | Black |
| Style | Contemporary |
| UPC | 783927536806 |
| Finish Options | |
|  Architectural Bronze | |
|  Black | |
|  Brushed Aluminum | |
|  White | |



ALSO IN THIS FAMILY

