

SPECIFICATIONS

Certifications/Qualifications

www.kichler.com/warranty

Dimensions

Base Backplate	5.50 DIA
Extension	6.50"
Weight	2.80 LBS
Height from center of Wall opening (Spec Sheet)	4.50"
Height	10.25"
Length	14.25"
Width	14.25"

Light Source

Dimmable	Yes
Lamp Included	Not Included
Lamp Type	A19
Light Source	Incandescent
Max or Nominal Watt	100.00
# of Bulbs/LED Modules	2
Socket Type	Medium
Socket Wire	150"

Mounting/Installation

Lead Wire Length	6"
Location Rating	Damp
Mounting Weight	1.70 LBS

FIXTURE ATTRIBUTES




Housing

Diffuser Description	Clear Seeded
Primary Material	STEEL
Shade Dimensions	4.75 DIA X 5.50

Product/Ordering Information

SKU	45391BK
Finish	Black
Style	Transitional
UPC	7.83928E+11

Finish Options

-  Black
-  Brushed Nickel
-  Classic Bronze



ALSO IN THIS FAMILY



45390BK



45390CLZ



45390NI



45392BK



45391CLZ



45392CLZ