

SPECIFICATIONS

Certifications/Qualifications

ADA Compliant	Yes
Class 2	Yes
	www.kichler.com/warranty

Dimensions

Weight	0.58 LBS
Height from center of Wall opening (Spec Sheet)	1.56"
Height	3.25"
Length	5.00"
Width	1.75"

Electrical

Input Voltage	Single(120)V
---------------	--------------

Light Source

Delivered Lumens	30
Dimmable	Yes
Expected Life Span (Hours)	40000
Lamp Included	Integrated
Light Source	LED
Max or Nominal Watt	1.30
# of Bulbs/LED Modules	4

Mounting/Installation

Mountable on Wall or Ceiling	Yes
Interior/Exterior	Interior
Location Rating	Damp
Mounting Style	1-Gang Receptacle Outlet Box
Mounting Weight	0.58 LBS

Photometrics

Color Rendering Index	85
Color Temperature Range	2941-3164
Delivered Efficacy (Lumens/Watt)	7
Kelvin Temperature	3000K

FIXTURE ATTRIBUTES




Housing

Primary Material	ALUMINUM
------------------	----------

Product/Ordering Information

SKU	12672NI
Finish	Brushed Nickel
Style	Other
UPC	783927441704

Finish Options

-  Architectural Bronze
-  Brushed Nickel
-  White Material (Not Painted)



ALSO IN THIS FAMILY



12600WH



12606WH



12600AZ



12604WH



12602AZ



12602WH