

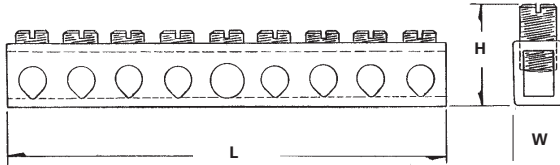
## TYPE D167

### Features

- Manufactured from high strength copper tubing
- Range taking
- UL Recognized for 600 volts

### Benefits

- Provides maximum conductivity
- A wide range of conductor sizes can be used in the same connector
- Ensures reliability for copper conductor



Catalog Number	Number Of Taps	Wire Range		Dimensions					Mounting Hole Positions	
		Main	Tap	L	Height With Maximum Wire	W	Bolt Size	Two Mounting Holes	From End Of Bar To First Mounting Hole	Distance Between Holes
D167-4	4	4-14	6-14	2-3/4	3/4	11/32	#10	13/64	.581 (2nd hole)	1.98
D167-6	6	4-14	6-14	3-1/2	3/4	11/32	#10	13/64	.978 (3rd hole)	1.98
D167-8	8	4-14	6-14	4-7/16	3/4	11/32	#10	13/64	1.375 (4th hole)	1.98
D167-10	10	4-14	6-14	5-1/8	3/4	11/32	#10	13/64	1.772 (5th hole)	1.98
D167-12	12	4-14	6-14	5-15/16	3/4	11/32	#10	13/64	2.169 (6th hole)	1.98
D167-14	14	4-14	6-14	6-23/32	3/4	11/32	#10	13/64	2.566 (7th hole)	1.98

All wire sizes, unless noted otherwise, are American Wire Gauge (AWG)  
Tested to UL 486A/B, UL File E6207

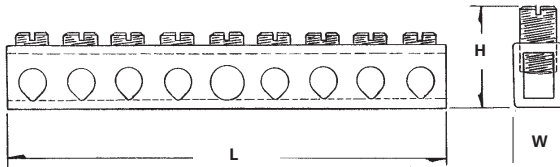
## TYPE D167

### Features

- Manufactured from high strength copper tubing
- Range taking
- UL Recognized for 600 volts

### Benefits

- Provides maximum conductivity
- A wide range of conductor sizes can be used in the same connector
- Ensures reliability for copper conductor



Catalog Number	Number Of Taps	Wire Range		Dimensions					Mounting Hole Positions	
		Main	Tap	L	Height With Maximum Wire	W	Bolt Size	Two Mounting Holes	From End Of Bar To First Mounting Hole	Distance Between Holes
D167-4	4	4-14	6-14	2-3/4	3/4	11/32	#10	13/64	.581 (2nd hole)	1.98
D167-6	6	4-14	6-14	3-1/2	3/4	11/32	#10	13/64	.978 (3rd hole)	1.98
D167-8	8	4-14	6-14	4-7/16	3/4	11/32	#10	13/64	1.375 (4th hole)	1.98
D167-10	10	4-14	6-14	5-1/8	3/4	11/32	#10	13/64	1.772 (5th hole)	1.98
D167-12	12	4-14	6-14	5-15/16	3/4	11/32	#10	13/64	2.169 (6th hole)	1.98
D167-14	14	4-14	6-14	6-23/32	3/4	11/32	#10	13/64	2.566 (7th hole)	1.98

All wire sizes, unless noted otherwise, are American Wire Gauge (AWG)  
Tested to UL 486A/B, UL File E6207

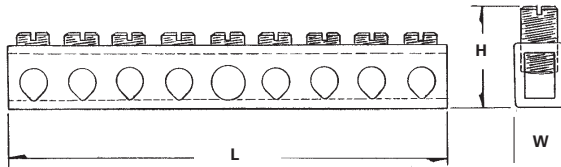
## TYPE D167

### Features

- Manufactured from high strength copper tubing
- Range taking
- UL Recognized for 600 volts

### Benefits

- Provides maximum conductivity
- A wide range of conductor sizes can be used in the same connector
- Ensures reliability for copper conductor



Catalog Number	Number Of Taps	Wire Range		Dimensions					Mounting Hole Positions	
		Main	Tap	L	Height With Maximum Wire	W	Bolt Size	Two Mounting Holes	From End Of Bar To First Mounting Hole	Distance Between Holes
D167-4	4	4-14	6-14	2-3/4	3/4	11/32	#10	13/64	.581 (2nd hole)	1.98
D167-6	6	4-14	6-14	3-1/2	3/4	11/32	#10	13/64	.978 (3rd hole)	1.98
D167-8	8	4-14	6-14	4-7/16	3/4	11/32	#10	13/64	1.375 (4th hole)	1.98
D167-10	10	4-14	6-14	5-1/8	3/4	11/32	#10	13/64	1.772 (5th hole)	1.98
D167-12	12	4-14	6-14	5-15/16	3/4	11/32	#10	13/64	2.169 (6th hole)	1.98
D167-14	14	4-14	6-14	6-23/32	3/4	11/32	#10	13/64	2.566 (7th hole)	1.98

All wire sizes, unless noted otherwise, are American Wire Gauge (AWG)  
Tested to UL 486A/B, UL File E6207