

Job Name/Title: \_\_\_\_\_ Catalog Number \_\_\_\_\_  
Contractor: \_\_\_\_\_ Notes: \_\_\_\_\_

## LED Outdoor Lighting

### 300W Parking Lot / Area Light

#### Features

- One piece die-cast aluminum housing with UV resistant polycarbonate optical lens, outstanding corrosion protection.
- Bronze powder coat finish (other colors MTO)
- Suitable for mounting heights up to 36' in area lighting applications
- 300W replacement for 1,000W HID fixtures\*
- Lumen output up to 40K lumens with efficacy up to 133lm/W.
- 4 or 5 Inch round or square pole mounting, or direct wall mounting
- Options to mount motion sensor or photocell
- Includes both shorting cap and twist lock photocell



#### Specs

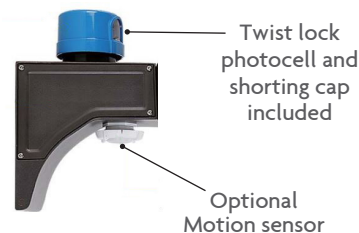
- Universal Input voltage 120VAC–277VAC +/- 10%, 60 Hz
- Amperage 2.5 @ 120V; 1.08 @ 277V
- Power factor >0.95; THD <15%
- -40°F to 113°F operating ambient temperature
- Life rating (L70) 50K hours
- CRI >70
- 5 year warranty



**Mounting arm with hardware included, along with round pole adapter**

#### Applications

- Square or round pole area or parking lot lights or direct wall mounting



Catalog Number	Product Code	UPC Code	Color Temp	Watts	Lumens	IES Type Distribution	DLC ID
<b>F-ARL/300W/50K/P3-80</b>	74478	751338019935	5000K	300	38,000	III	PVIDBC6G
<b>F-ARL/300W/50K/P5-80</b>	74479	751338019942	5000K	300	40,000	V	PLRQK4PG7YQP

#### Accessories

<b>WD-OSF</b>	70590	Motion sensor
---------------	-------	---------------

Specifications are subject to change without prior notice.

\*Direct replacement for HID, dependent of fixture design, mounting height and illumination requirements.

Job Name/Title: \_\_\_\_\_ Catalog Number \_\_\_\_\_

Contractor: \_\_\_\_\_ Notes: \_\_\_\_\_

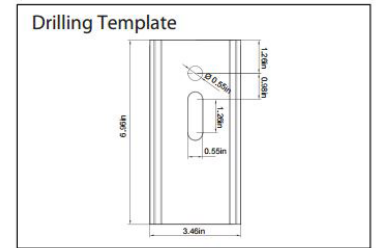
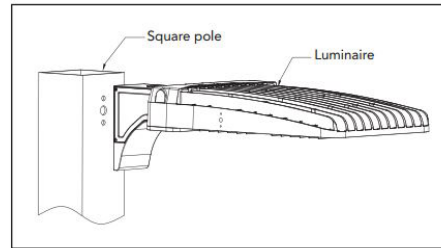
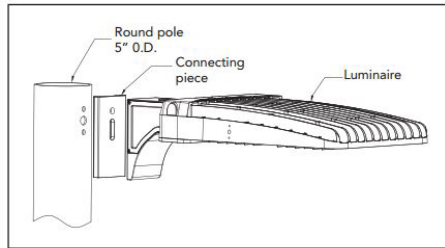
# LED Outdoor Lighting

## 300W Parking Lot / Area Light

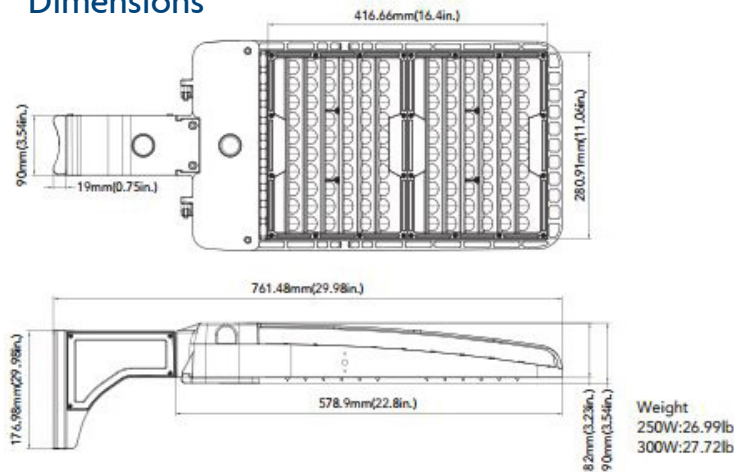
### EPA OF AREA LIGHT

1	2 @90°	2 @120°	2@180°	3 @90°	3 @120°	4 @90°
0.847	0.996	1.629	1.634	1.636	1.632	1.636

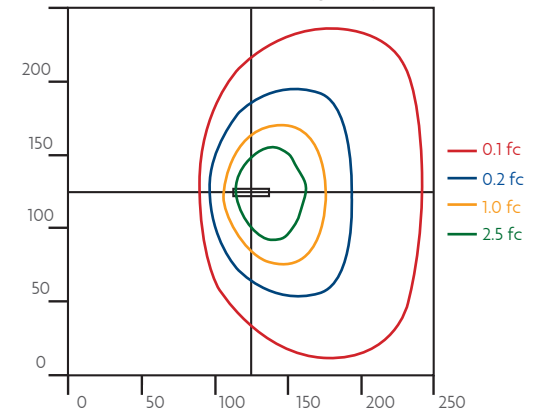
### Mounting Dimensions



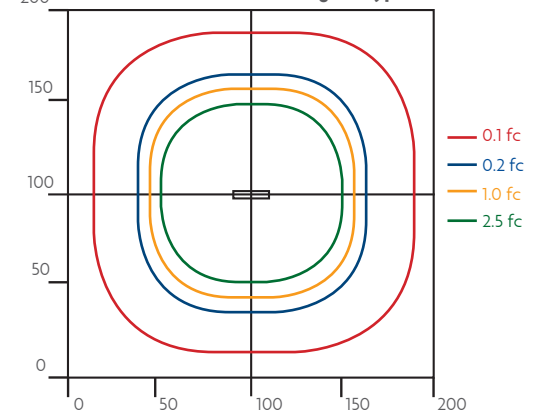
### Dimensions



Footcandles at 35' Mount Height - Type III



Footcandles at 35' Mount Height - Type V



Contact Topaz Lighting about our lighting layout service  
Specifications are subject to change without prior notice.