Job Name/Title:_____Catalog Number_____

Contractor:_____Notes:_____

LED High Bay - Satellite Series

GENERATION 2



More Lumens, Less Maintenance

Topaz's High Bay Satellite Series luminaires are compact and lightweight for easy installation. Suitable for up to 30 foot mounting heights, these LED high bays are ideal for warehouses, gymnasiums and production assembly areas. Available in 19,500 or 31,200 lumens, these fixtures are made to replace 400W-600W HID luminaires. With a 50,000 hour functional life, and constructed to hold up to elevated ambient temperatures, both options are sure to withstand the test of time.

FEATURES

- Aluminum die-cast housing with white powder coat finish
- IK09 impact rated refractive lens
- Built-in cooling fins provide maximum heat dissipation
- Includes J-hook with 3/4" hub, 3-foot safety cable for mounting
- 6-foot power & dimming cord with leads included
- Suitable for mounting heights up to 30-feet
- Universal voltage, 120-277V and high voltage 277-480V models available
- Microwave motion sensor models available with factory pre-set light level down to 30% during vacany

SUGGESTED APPLICATIONS

- Warehouses
- Gymnasiums
- Industrial lighting
- Retail stores
- Production areas

Job Name/Title:_____ Catalog Number_____

Contractor:_____ Notes:_____

LED High Bay - Satellite Series

GENERATION 2

GENERAL SPECIFICATIONS

Frequency Hz: 50/60Hz
Power Factor, THD %: >0.9, <20%
Dimmable: 1-10V[1]
Surge Protection Rating: 4kV
Efficacy: Up to 130 LPW
CRI: 80
IES Distribution: Type V

Beam Angle: 110°
Functional Life (L70): 50,000 hours
Location Rating: Wet
IP Rating: IP65
Ambient Operating Temperature:
150W: -40°F to 113°F
240W: -40°F to 122°F

ITEM SPECIFICATIONS / ORDER INFO

Catalog Number	Order Code	UPC	Lumens	Watts	Input Voltage	Input Amps	CCT	DLC ID
F-LUHB/150/5K/G2	70594	751338035881	19,500	150W	120-277V	1.375A/0.6A	5000K	PL4H4NP77D2I
F-LUHB/150/5K/HV/G2	70595	751338035898	19,500	150W	277-480V	0.6A/0.34A	5000K	PILLQS5E
F-LUHB/240/5K/G2	70597	751338035911	31,200	240W	120-277V	2.2A/0.95A	5000K	PLD5HO9LOLCZ
F-LUHB/240/5K/HV/G2	70599	751338035997	31,200	240W	277-480V	0.95A/0.55A	5000K	P2N810EP
WITH MOTION SENSOR								
F-LUHB/150/5K/MS/G2	70596	751338035904	19,500	150W	120-277V	1.375A/0.6A	5000K	PL4H4NP77D2I
F-LUHB/240/5K/MS/G2	70598	751338036000	31,200	240W	120-277V	2.2A/0.95A	5000K	PLD5HO9LOLCZ

MOTION SENSOR FACTORY SETTINGS

Detection Range: 20%, 50%, 75%, 100%	Hold Time: 10s, 1 Min, 5 Min, 15 Min	Light-control: Disabled, 10 Lux, 30 Lux, 50 Lux	Stand-by Light Level: 0%, 10%, 30%, 50%	Stand-by Time: +∞, 1 Min, 30 Min, 60 Min
75%	5 Minutes	Disabled	30% 150W = 5,850 Lumens 240W = 9,360 Lumens	Continuous On

NOMENCLATURE

Example: **F-LUHB/150/5K/HV/G2**

F-LUHB = Fixture LED UFO High Bay / **150** = 150 Watts / **5K** = 5000K CCT / **HV** = High Voltage, 277-480V / **G2** = Generation 2
240 = 240 Watts / **MS** = Motion Sensor
/ **Blank** = 120-277V, no motion sensor

NOTES:

[1]Dimming with standard 0-10V control system or wall dimmers such as Leviton IP710, DS710 or Lutron DVSTV. Dimming complies with IEC60929 Annex E. Fixture may not be compatible with all dimmers. Visit www.topaz-usa.com for up-to-date dimmer compatibility information.

Specifications subject to change without notice.

This device complies with Part 15 of the FCC Rules. Operation is subject to the following two conditions: (1) this device may not cause harmful interference, and (2) this device must accept any interference received, including interference that may cause undesired operation.

Replacement wattage shown depends on application and fixture.

WARNING: Some products included in this specification sheet may be subject to the warning requirements of California's Proposition 65. Please refer to your product packaging for more information.

January 2020

Job Name/Title:_____ Catalog Number_____

Contractor:_____ Notes:_____

LED High Bay - Satellite Series

GENERATION 2

ENERGY SAVINGS

Catalog Number	LED Lamp Watts	HID Replacement Watts	Watts Saved	Yearly Savings	5 Year Savings
Based on 12 hours/day and 11¢/kWh					
F-LUHB/150/5K/XX/G2	150W	400W	250W	$120	$602
F-LUHB/240/5K/XX/G2	240W	400-600W	360W	$173	$867

PRODUCT DIMENSIONS / LINE DRAWING

Catalog Number	(A)	(B)	Weight
F-LUHB/150/5K/G2	7.0"	12.6"	6.48 Lbs.
F-LUHB/150/5K/HV/G2	7.3"	14.2"	9.55 Lbs.
F-LUHB/150/5K/MS/G2	7.9"	12.6"	6.78 Lbs.
F-LUHB/240/5K/G2	7.5"	17.5"	14.24 Lbs.
F-LUHB/240/5K/HV/G2	7.5"	17.5"	14.54 Lbs.
F-LUHB/240/5K/MS/G2	8.3"	17.5"	14.54 Lbs.

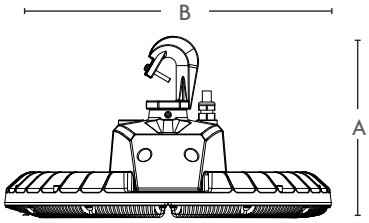

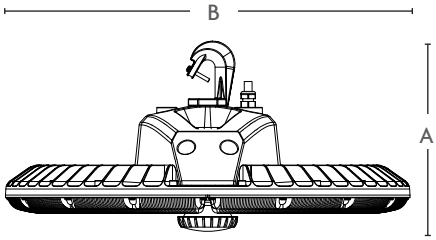

With Motion Sensor

MOUNTING HEIGHT & REPLACEMENT

January 2020

Job Name/Title:_____ Catalog Number_____

Contractor:_____ Notes:_____

LED High Bay - Satellite Series

GENERATION 2

Legend: All planes - Black (cd)

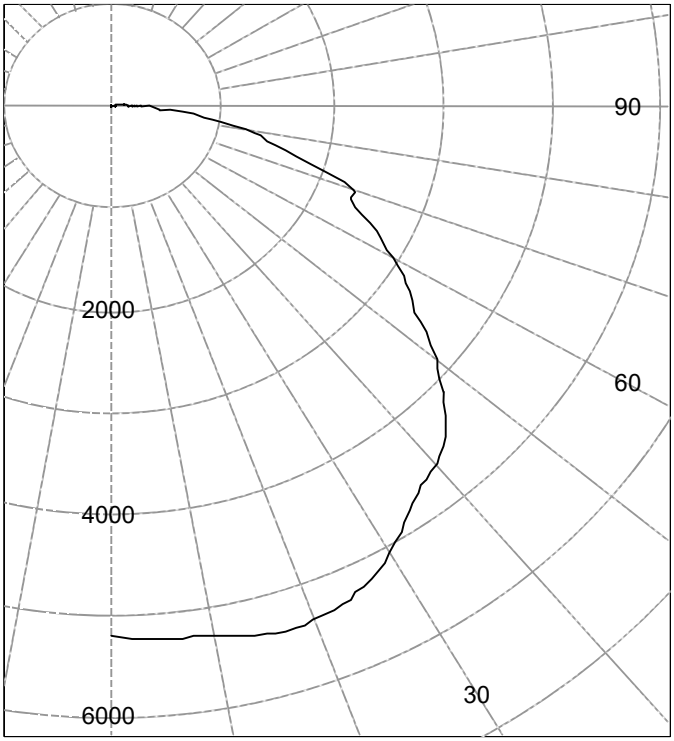

(Rotational symmetry)

AVERAGE LUMINANCE (cd / m^2)

Gamma	C0
45.0	61113
55.0	58355
65.0	59909
75.0	63900
85.0	86463

INTENSITY SUMMARY (cd)

Gamma	All Planes	Flux (lm)	Gamma	C0	Flux (lm)
0	5208		90	251	
5	5241	501	95	158	182
10	5290		100	122	
15	5369	1520	105	111	116
20	5363		110	95	
25	5268	2425	115	77	77
30	5061		120	63	
35	4750	2998	125	46	42
40	4590		130	32	
45	4278	3288	135	22	17
50	3840		140	15	
55	3314	2998	145	12	7
60	2941		150	9	
65	2507	2530	155	7	3
70	2342		160	6	
75	1637	1795	165	4	1
80	1236		170	4	
85	746	790	175	3	0
90	251		180	4	

ZONAL FLUX AND PERCENTAGES

Zone	Flux (lm)	%Lamp	%Luminaire
0-30	4447	N / A	23.0
0-40	7445	N / A	38.6
0-60	13731	N / A	71.2
0-90	18845	N / A	97.7
40-90	11401	N / A	59.1
60-90	5115	N / A	26.5
90-180	448	N / A	2.3
0-180	19293	N / A	100.0

Total Light Output = 19,293 lm

Spacing Criterion:	0-180	1.4
Spacing Criterion:	90-270	1.4

January 2020

Job Name/Title:_____ Catalog Number_____

Contractor:_____ Notes:_____

LED High Bay - Satellite Series

GENERATION 2

Coefficients Of Utilization - Zonal Cavity Method

Effective Floor Cavity Reflectance 0.20

RC	80				70				50			30			10			0
RW	70	50	30	10	70	50	30	10	50	30	10	50	30	10	50	30	10	0
0	118	118	118	118	115	115	115	115	110	110	110	105	105	105	100	100	100	98
1	107	101	96	92	104	99	94	90	94	90	87	90	87	84	86	83	81	79
2	96	87	80	73	93	85	78	72	81	75	70	77	73	68	74	70	66	64
3	87	76	67	60	85	74	66	59	71	64	58	68	62	57	65	60	55	53
4	80	67	58	50	77	65	57	50	62	55	49	60	53	48	57	52	47	45
5	73	59	50	43	71	58	49	43	56	48	42	53	47	41	51	45	41	38
6	67	53	44	37	65	52	43	37	50	42	36	48	41	36	46	40	35	33
7	62	48	39	33	60	47	39	32	45	38	32	44	37	32	42	36	31	29
8	58	44	35	29	56	43	35	29	41	34	28	40	33	28	39	32	28	26
9	54	40	32	26	52	39	31	26	38	31	26	37	30	25	36	29	25	23
10	51	37	29	23	49	36	29	23	35	28	23	34	27	23	33	27	23	21

For absolute test reports, CUs are expressed as a percentage of total lumen output. Calculations were based on published IES procedures, and are based on the zonal cavity method. Basic assumptions: 1) Room surfaces are lambertian reflectors. 2) Incident flux on each surface is uniformly distributed. 3) The room is spectrally neutral. When luminaires are not evenly distributed throughout the room, or do not exhibit lateral symmetry, CU values may differ from actual performance.

Circle of Light Plot

Height(ft)	Illuminance at Nadir (fc)	Beam Width (across 50% Nadir Illum) 0-180	90-270
15.0	23.1	21.05	21.05
20.0	13.0	28.06	28.06
25.0	8.3	35.08	35.08
30.0	5.8	42.09	42.09
35.0	4.3	49.11	49.11
40.0	3.3	56.13	56.13

January 2020