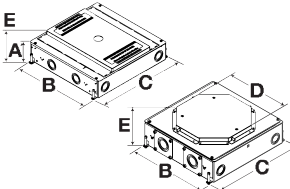





SystemOne Recessed 4-Gang Floor Boxes and Covers, for Use In Concrete Floors

Style	Rectangular Cover		Round Cover		Cast Iron	
						
Box Type						
Standard	CFB4G30	CFB4G25	CFB4G30R	CFB4G25R	-	-
Corrosion-Resistant (On-grade)	CFB4G30CR	CFB4G25CR	CFB4G30RCR	CFB4G25RCR	-	-
Cast Iron	-	-	-	-	CFB4G30CI	CFB4G30RCI
Recommended Pour Depth	3.50" (88.9)	3.00" (76.2)	3.75" (95.3)	3.25" (82.6)	3.75" (95.3)	4.00" (101.6)
Min. Depth of Pour	3.00" (76.2)	2.50" (63.5)	3.75" (95.3)	3.25" (82.6)	3.25" (82.6)	4.00" (101.6)
Adjustability	Fully	Fully	Fully	Fully	Fully	Fully
Cubic Inch (cm ³) Capacity per Gang	32.5 cu. in. (532.6 cm ³)	26.5 cu. in. (434.3 cm ³)	32.5 cu. in. (532.6 cm ³)	26.5 cu. in. (434.3 cm ³)	30.0 cu. in. (491.7 cm ³)	30.0 cu. in. (491.7 cm ³)
Dimensions – A	3.00" (76.2)	2.50" (63.5)	-	-	3.20" (81.3)	-
Dimensions – B	11.20" (284.5)	11.20" (284.5)	11.20" (284.5)	11.20" (284.5)	11.44" (290.5)	11.44" (290.5)
Dimensions – C	12.09" (307.1)	12.09" (307.1)	12.09" (307.1)	12.09" (307.1)	13.19" (335.1)	13.19" (335.1)
Dimensions – D	-	-	8.37" (212.5) TYP.	8.37" (212.5) TYP.	-	8.37" (212.5) TYP.
Dimensions – E	3.50" (88.9)	3.00" (76.2)	3.75" (95.3)	3.25" (82.6)	3.70" (94.0)	4.00" (101.6)
KO Trade Size: Ends	(4) ¾", 1", 1¼", 2"	(4) ½", ¾", 1"	(4) ¾", 1", 1¼", 2"	(4) ½", ¾", 1"	(4) 1½" NPT Thread	(4) 1½" NPT Thread
Sides	(4) ½", ¾", 1", 1¼"	(4) ½", ¾", 1"	(4) ½", ¾", 1", 1¼"	(4) ½", ¾", 1"	(4) ¾" NPT Thread	(4) ¾" NPT Thread
Bottom	(4) ½", ¾", 1", 1¼"	(4) ½", ¾", (4) 1", 1¼"	(4) ½", ¾", 1", 1¼"	(4) ½", ¾", (4) 1", 1¼"		
Cover Family	Rectangular	Rectangular	Round	Round	Rectangular	Round
Concrete Cover Included	✓	✓	✓	✓	✓	✓
2 Inch Hub Compatible	✓	-	✓	-	-	-

Note: UL File Number E31999.

*Requires CFBHUB2 for 2" conduits.

Rectangular Covers

- Compatible with **CFB4G25**, **CFB4G25CR**, **CFB4G30** and **CFB4G30CR**
- Two large cable egress doors and access 180° opening
- Maximum static load of 800 lbs. with 2x safety factor*
- Surface style typical applications: Carpet, VCT
- Flush style typical applications: Tile, finished concrete and Terrazzo floors

Finish	Surface Cover dimensions 11¼ in. x 7¾ in.			Flush Cover dimensions 10¼ in. x 6¾ in.		
	Without Insert	With Insert	Furniture Feed (1 in. and 2 in. Plugs)	Without Insert	With Insert	Furniture Feed (1 in. and 2 in. Plugs)
Aluminum Powder Coat	24GCCVRALU	24GCCVRALUC	24GFFCVRALU	24GTCVRALU	24GTCVRALUC	24GFFCVRALU
Black Powder Coat	24GCCVRBK	24GCCVRBKC	24GFFCVRBK	24GTCVRBK	24GTCVRBKC	24GFFCVRBK
Brass Powder Coat	24GCCVRBRS	24GCCVRBRSC	24GFFCVRBRS	24GTCVRBRS	24GTCVRBRSC	24GFFCVRBRS
Bronze Powder Coat	24GCCVRBRZ	24GCCVRBRZC	24GFFCVRBRZ	24GTCVRBRZ	24GTCVRBRZC	24GFFCVRBRZ
Satin Nickel Powder Coat	24GCCVRNK	24GCCVRNKC	24GFFCVRNK	24GTCVRNK	24GTCVRNKC	24GFFCVRNK



8 Inch Round Covers

- Compatible with **CFB4G25R**, **CFB4G25RCR**, **CFB4G30R**, **CFB4G30RCR** and **CFB4G30RCI**
- Cover has a 9½ in. outer diameter and two large cable egress doors and access 180° opening
- Maximum static load of 1,000 lbs. with 2x safety factor*

Finish	Flush Surface
Brushed Aluminum	CFBS1R8CVRALU
Black Powder Coat	CFBS1R8CVRBLK
Brass Plated	CFBS1R8CVRBRS
Bronze Plated	CFBS1R8CVRBRZ
Gray Powder Coat	CFBS1R8CVRGRY
Satin Nickel Plated	CFBS1R8CVRNKL



Note: *Load applied through a 3 in. (76mm) mandrel in center of the cover.

Dimensions in Inches (mm)