FITTINGS STD LOC

FS/FD/FSC SERIES

KILLARK

CAST DEVICE BOXES • STANDARD AND HOSTILE LOCATIONS

FS-1 & 2

FS-3

FD-1, 2 & 3

FSC-1 & 2

FSC-3

UL Standard: 514A
CSA Standard: C22.2 No. 18
Fed Spec: W-C-586D
NEMA: FB-1

UL LISTED File No. E 3397

CSA Certified File No. LR11852

FEATURES-SPECIFICATIONS

Applications

- Accommodates wiring devices and provides opening to splice, tap, or pull conductors
- Provide access to conductors for maintenance and future system changes

Features

- Tapered threads (NPT with integral bushings)
- Internal grounding screw
- Mounting feet for FS & FSC are provided as standard
- Available single and two gang styles
- Suitable for use in wet locations when used with gasket covers
- Cast iron is suitable for concrete use
- For use with FS-style covers see pages F41-F43
- To order without mounting lugs, contact factory.

Material/Finish

Copper-free Aluminum
(less than 4/10 of 1%)

- Electrostatically applied powder coating

Duraloy Iron

- Tri-coat finish of electrozinc, chromate sealant, and electrostatically applied powder coating

FS TYPE CAST DEVICE BOX – SHALLOW – DEAD END

CATALOG NUMBER		HUB SIZE	DIMENSIONS							VOLUME CU. IN.
KILLARK ALUM.	DURALOY IRON		A	B	C	D	E	F	G	
FS-1	FS-1M	1/2"	7/8" (22)	2" (51)	11/16" (17)	4-5/8" (117)	2-7/8" (73)	2-1/8" (54)	—	18.0
FS-2	FS-2M	3/4"	7/8" (22)	2" (51)	11/16" (17)	4-5/8" (117)	2-7/8" (73)	2-1/8" (54)	—	18.0
FS-3	FS-3M	1"	7/8" (22)	2" (51)	11/16" (17)	4-5/8" (117)	2-7/8" (73)	2-1/8" (54)	—	18.0

FD TYPE CAST DEVICE BOX – DEEP – DEAD END

CATALOG NUMBER		HUB SIZE	DIMENSIONS							VOLUME CU. IN.
KILLARK ALUM.	DURALOY IRON		A	B	C	D	E	F	G	
FD-1	FD-1M	1/2"	7/8" (22)	2-7/8" (73)	11/16" (17)	4-5/8" (117)	2-7/8" (73)	2-1/8" (54)	—	28.0
FD-2	FD-2M	3/4"	7/8" (22)	2-7/8" (73)	11/16" (17)	4-5/8" (117)	2-7/8" (73)	2-1/8" (54)	—	28.0
FD-3	FD-3M	1"	7/8" (22)	2-7/8" (73)	11/16" (17)	4-5/8" (117)	2-7/8" (73)	2-1/8" (54)	—	28.0

FSC TYPE CAST DEVICE BOX – SHALLOW – FEED THRU

CATALOG NUMBER		HUB SIZE	DIMENSIONS							VOLUME CU. IN.
KILLARK ALUM.	DURALOY IRON		A	B	C	D	E	F	G	
FSC-1	FSC-1M	1/2"	7/8" (22)	2" (51)	11/16" (17)	4-5/8" (117)	2-7/8" (73)	2-1/8" (54)	5-3/8" (136)	18.0
FSC-2	FSC-2M	3/4"	7/8" (22)	2" (51)	11/16" (17)	4-5/8" (117)	2-7/8" (73)	2-1/8" (54)	5-3/8" (136)	18.0
FSC-3	FSC-3M	1"	7/8" (22)	2" (51)	11/16" (17)	4-5/8" (117)	2-7/8" (73)	2-1/8" (54)	5-3/8" (136)	18.0

Dimensions

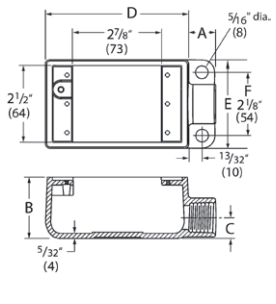

FS - 1, 2, 3

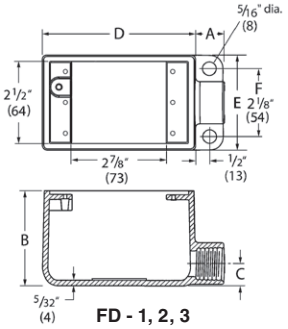

FD - 1, 2, 3

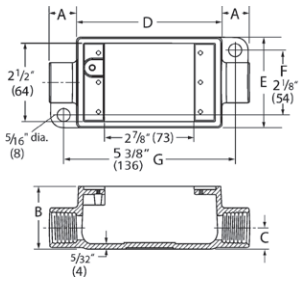

FSC - 1, 2, 3

FITTINGS

FDC/FSOC/FSL SERIES

CAST DEVICE BOXES • STANDARD AND HOSTILE LOCATIONS

FDC 1, 2 & 3 with lugs

FSOC Type
(No Mounting Lugs)

FSL Type

UL Standard: 514A
CSA Standard: C22.2 No. 18
Fed Spec: W-C-586D
NEMA: FB-1

UL LISTED File No. E 3397

CSA Certified File No. LR11852

FEATURES-SPECIFICATIONS

Applications

- Accommodates wiring devices and provides opening to splice, tap, or pull conductors
- Provide access to conductors for maintenance and future system changes

Features

- Tapered threads (NPT with integral bushings)
- Internal grounding screw
- Suitable for use in wet locations when used with gasket covers
- Cast iron is suitable for concrete use
- For use with FS-style covers see pages F41-F43
- To order without mounting lugs, contact factory.

Material/Finish

Copper-free Aluminum
(less than 4/10 of 1%)

- Electrostatically applied powder coating

Duraloy Iron

- Tri-coat finish of electrozinc, chromate sealant, and electrostatically applied powder coating

FDC TYPE CAST DEVICE BOX – DEEP – FEED THRU

CATALOG NUMBER		HUB SIZE	DIMENSIONS							VOLUME CU. IN.
KILLARK ALUM.	DURALOY IRON		A	B	C	D	E	F	G	
FDC-1	FDC-1M	1/2"	7/8" (22)	2-7/8" (73)	11/16" (17)	4-5/8" (117)	2-7/8" (73)	2-1/8" (54)	5-3/8" (136)	28.5
FDC-2	FDC-2M	3/4"	7/8" (22)	2-7/8" (73)	11/16" (17)	4-5/8" (117)	2-7/8" (73)	2-1/8" (54)	5-3/8" (136)	28.5
FDC-3	FDC-3M	1"	7/8" (22)	2-7/8" (73)	11/16" (17)	4-5/8" (117)	2-7/8" (73)	2-1/8" (54)	5-3/8" (136)	28.5

FSOC TYPE CAST DEVICE OPEN BOX – SHALLOW – FEED THRU

CATALOG NUMBER	HUB SIZE	DIMENSIONS							VOLUME CU. IN.
KILLARK ALUMINUM		A	B	C	D	E	F	G	
FSOC-1	1/2"	7/8" (22)	3" (76)	1-1/2" (138)	4-5/8" (117)	2-7/8" (73)	—	—	29.0

FSL TYPE CAST DEVICE BOX – SHALLOW

CATALOG NUMBER		HUB SIZE	DIMENSIONS							VOLUME CU. IN.
KILLARK ALUM.	DURALOY IRON		A	B	C	D	E	F	G	
FSL-1	FSL-1M	1/2"	7/8" (22)	2" (51)	11/16" (17)	4-5/8" (117)	2-7/8" (73)	2-1/8" (54)	—	18.0
FSL-2	FSL-2M	3/4"	7/8" (22)	2" (51)	11/16" (17)	4-5/8" (117)	2-7/8" (73)	2-1/8" (54)	—	18.0

Dimensions

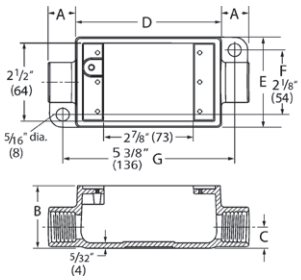

FDC - 1, 2 & 3

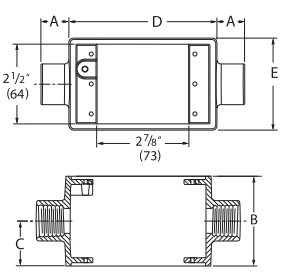

FSOC - 1

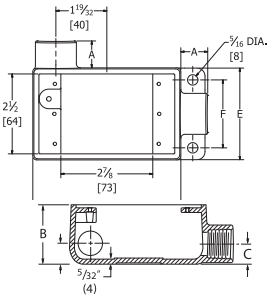

FSL - 1 & 2

FRS/FST SERIES

CAST DEVICE BOXES • STANDARD AND HOSTILE LOCATIONS

FSR Type

FST Type

UL Standard: 514A
CSA Standard: C22.2 No. 18
Fed Spec: W-C-586D
NEMA: FB-1

UL LISTED File No. E 3397

Certified File No. LR11852

FEATURES-SPECIFICATIONS

Applications

- Accommodates wiring devices and provides opening to splice, tap, or pull conductors
- Provide access to conductors for maintenance and future system changes

Features

- Tapered threads (NPT with integral bushings)
- Internal grounding screw
- Suitable for use in wet locations when used with gasket covers
- Cast iron is suitable for concrete use
- For use with FS-style covers see pages F41-F43
- To order without mounting lugs, contact factory

Material/Finish

Copper-free Aluminum
(less than 4/10 of 1%)

- Electrostatically applied powder coating

Duraloy Iron

- Tri-coat finish of electrozinc, chromate sealant, and electrostatically applied powder coating

FSR TYPE CAST DEVICE BOX – SHALLOW

CATALOG NUMBER		HUB SIZE	DIMENSIONS							VOLUME CU. IN.
KILLARK ALUM.	DURALOY IRON		A	B	C	D	E	F	G	
FSR-1	FSR-1M	1/2"	7/8" (22)	2" (51)	11/16" (17)	4-5/8" (117)	2-7/8" (73)	2-1/8" (54)	—	18.0
FSR-2	FSR-2M	3/4"	7/8" (22)	2" (51)	11/16" (17)	4-5/8" (117)	2-7/8" (73)	2-1/8" (54)	—	18.0

FST TYPE CAST DEVICE BOX – SHALLOW

CATALOG NUMBER		HUB SIZE	DIMENSIONS							VOLUME CU. IN.
KILLARK ALUM.	DURALOY IRON		A	B	C	D	E	F	G	
FST-1	FST-1M	1/2"	7/8" (22)	2" (51)	11/16" (17)	4-5/8" (117)	2-7/8" (73)	2-1/8" (54)	—	18.0
FST-2	FST-2M	3/4"	7/8" (22)	2" (51)	11/16" (17)	4-5/8" (117)	2-7/8" (73)	2-1/8" (54)	—	18.0

Dimensions

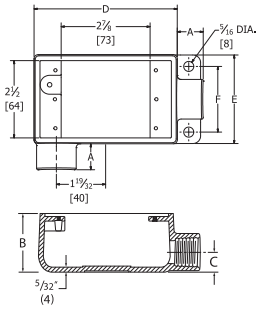

FSR

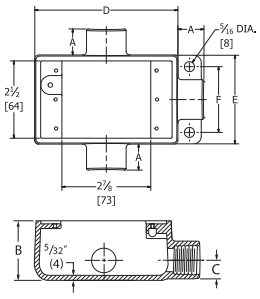

FST

FITTINGS

FSX/FSA/FDA/FSLB SERIES

CAST DEVICE BOXES • STANDARD AND HOSTILE LOCATIONS

FSX Type

FSA/FDA Types

FSLB Type

UL Standard: 514A
CSA Standard: C22.2 No. 18
Fed Spec: W-C-586D
NEMA: FB-1

UL LISTED File No. E 3397

Certified File No. LR11852

FEATURES-SPECIFICATIONS

Applications

- Accommodates wiring devices and provides opening to splice, tap, or pull conductors
- Provide access to conductors for maintenance and future system changes

Features

- Tapered threads (NPT with integral bushings)
- Internal grounding screw
- Optional mounting feet available on FS, FD, FSC, and FDC
- Available single and two gang styles
- Suitable for use in wet locations whenused with gasket covers
- Cast iron is suitable for concrete use
- For use with FS-style covers see pages F41-F43
- To order without mounting lugs, contact factory.

Material/Finish

Copper-free Aluminum
(less than 4/10 of 1%)

- Electrostatically applied powder coating

Duraloy Iron

- Tri-coat finish of electrozinc, chromate sealant, and electrostatically applied powder coating

Dimensions

FSX TYPE CAST DEVICE BOX – SHALLOW

CATALOG NUMBER		HUB SIZE	DIMENSIONS							VOLUME CU. IN.
KILLARK ALUM.	DURALOY IRON		A	B	C	D	E	F	G	
FSX-1	FSX-1M	1/2"	7/8" (22)	2" (51)	11/16" (17)	4-5/8" (117)	2-7/8" (73)	2-1/8" (54)	5-3/8" (136)	18.0
FSX-2	FSX-2M	3/4"	7/8" (22)	2" (51)	11/16" (17)	4-5/8" (117)	2-7/8" (73)	2-1/8" (54)	5-3/8" (136)	18.0

FSA TYPE CAST DEVICE BOX – SHALLOW – DEAD END

CATALOG NUMBER	HUB SIZE	DIMENSIONS							VOLUME CU. IN.
KILLARK ALUMINUM		A	B	C	D	E	F	G	
FSA-1	1/2"	7/8" (22)	2" (51)	11/16" (17)	4-5/8" (117)	2-7/8" (73)	—	5-3/8" (136)	18.0
FSA-2	3/4"	7/8" (22)	2" (51)	11/16" (17)	4-5/8" (117)	2-7/8" (73)	—	5-3/8" (136)	18.0

FDA TYPE CAST DEVICE BOX – DEEP – DEAD END

CATALOG NUMBER	HUB SIZE	DIMENSIONS							VOLUME CU. IN.
KILLARK ALUMINUM		A	B	C	D	E	F	G	
FDA-2	3/4"	7/8" (22)	2-7/8" (73)	11/16" (17)	4-5/8" (117)	2-7/8" (73)	—	5-3/8" (136)	28.5

FSLB TYPE CAST DEVICE BOX – SHALLOW – FEED THRU

CATALOG NUMBER	HUB SIZE	DIMENSIONS							VOLUME CU. IN.
KILLARK ALUMINUM		A	B	C	D	E	F	G	
FSLB-1	1/2"	7/8" (22)	2" (51)	11/16" (17)	4-5/8" (117)	2-7/8" (73)	2-1/8" (54)	—	18.0
FSLB-2	3/4"	7/8" (22)	2" (51)	11/16" (17)	4-5/8" (117)	2-7/8" (73)	2-1/8" (54)	—	18.0

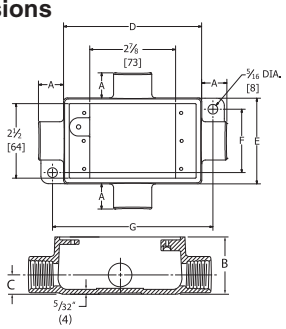

FSX

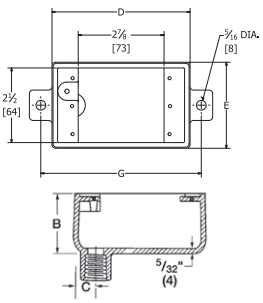

FSA

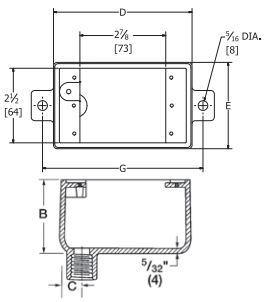

FDA

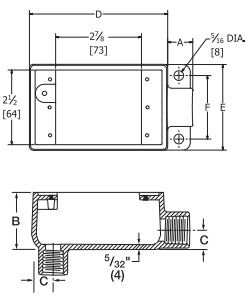

FSLB

FSS/FSCC/FDCC SERIES

CAST DEVICE BOXES • STANDARD AND HOSTILE LOCATIONS

FSS 1 & 2

FDS 2

FSCC 1 & 2

FDCC 2

UL Standard: 514A
CSA Standard: C22.2 No. 18
Fed Spec: W-C-586D
NEMA: FB-1

UL LISTED File No. E 3397

Certified File No. LR11852

FEATURES-SPECIFICATIONS

Applications

- Accommodates wiring devices and provides opening to splice, tap, or pull conductors
- Provide access to conductors for maintenance and future system changes

Features

- Tapered threads (NPT with integral bushings)
- Internal grounding screw
- Suitable for use in wet locations when used with gasket covers
- Cast iron is suitable for concrete use
- For use with FS-style covers see pages F41-F43
- To order without mounting lugs, contact factory.

Material/Finish

Copper-free Aluminum
(less than 4/10 of 1%)

- Electrostatically applied powder coating

Duraloy Iron

- Tri-coat finish of electrozinc, chromate sealant, and electrostatically applied powder coating

FSS TYPE CAST DEVICE BOX – SHALLOW

CATALOG NUMBER		HUB SIZE	DIMENSIONS							VOLUME CU. IN.
KILLARK ALUM.	DURALOY IRON		A	B	C	D	E	F	G	
FSS-1	FSS-1M	1/2"	7/8" (22)	2" (51)	11/16" (17)	4-5/8" (117)	2-7/8" (73)	—	5-3/8" (136)	18.0
FSS-2	FSS-2M	3/4"	7/8" (22)	2" (51)	11/16" (17)	4-5/8" (117)	2-7/8" (73)	—	5-3/8" (136)	18.0

FDS TYPE CAST DEVICE BOX

CATALOG NUMBER		HUB SIZE	DIMENSIONS							VOLUME CU. IN.
KILLARK ALUM.	DURALOY IRON		A	B	C	D	E	F	G	
FDS-2	FDS-2M	3/4"	7/8" (22)	2-7/8" (73)	11/16" (17)	4-5/8" (117)	2-7/8" (73)	—	5-3/8" (136)	28.5

FSCC TYPE CAST DEVICE BOX - SHALLOW

CATALOG NUMBER		HUB SIZE	DIMENSIONS							VOLUME CU. IN.
KILLARK ALUM.	DURALOY IRON		A	B	C	D	E	F	G	
FSCC-1	FSCC-1M	1/2"	7/8" (22)	2" (51)	11/16" (17)	4-5/8" (117)	2-7/8" (73)	2-1/8" (54)	5-3/8" (136)	18.0
FSCC-2	FSCC-2M	3/4"	7/8" (22)	2" (51)	11/16" (17)	4-5/8" (117)	2-7/8" (73)	2-1/8" (54)	5-3/8" (136)	18.0

FDCC TYPE CAST DEVICE BOX – DEEP

CATALOG NUMBER		HUB SIZE	DIMENSIONS							VOLUME CU. IN.
KILLARK ALUM.	DURALOY IRON		A	B	C	D	E	F	G	
FDCC-2	FDCC-2M	3/4"	7/8" (22)	2-7/8" (73)	11/16" (17)	4-5/8" (117)	2-7/8" (73)	2-1/8" (54)	5-3/8" (136)	28.5

Dimensions

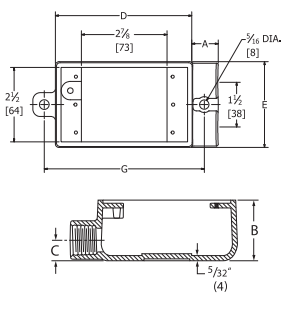

FSS

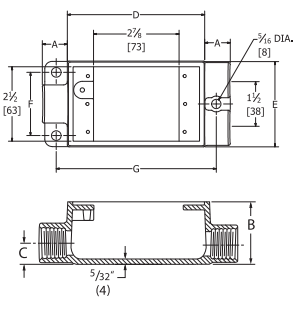

FSCC

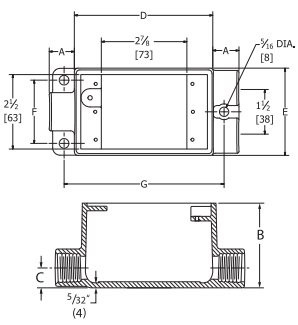

FDCC

FITTINGS

FSCA/FSCT SERIES

CAST DEVICE BOXES • STANDARD AND HOSTILE LOCATIONS

FSCA Type

FSCT Type

UL Standard: 514A
CSA Standard: C22.2 No. 18
Fed Spec: W-C-586D
NEMA: FB-1

UL LISTED File No. E 3397

CSA Certified File No. LR11852

FEATURES-SPECIFICATIONS

Applications

- Accommodates wiring devices and provides opening to splice, tap, or pull conductors
- Provide access to conductors for maintenance and future system changes

Features

- Tapered threads (NPT with integral bushings)
- Internal grounding screw
- Suitable for use in wet locations when used with gasket covers
- Cast iron is suitable for concrete use
- For use with FS-style covers see pages F41-F43
- To order without mounting lugs, contact factory.

Material/Finish

Copper-free Aluminum
(less than 4/10 of 1%)

- Electrostatically applied powder coating

Duraloy Iron

- Tri-coat finish of electrozinc, chromate sealant, and electrostatically applied powder coating

FSCA TYPE CAST DEVICE BOX – SHALLOW

CATALOG NUMBER		HUB SIZE	DIMENSIONS							VOLUME CU. IN.
KILLARK ALUM.	DURALOY IRON		A	B	C	D	E	F	G	
FSCA-1	FSCA-1M	1/2"	7/8" (22)	2" (51)	11/16" (17)	4-5/8" (117)	2-7/8" (73)	2-1/8" (54)	5-3/8" (136)	18.0
FSCA-2	FSCA-2M	3/4"	7/8" (22)	2" (51)	11/16" (17)	4-5/8" (117)	2-7/8" (73)	2-1/8" (54)	5-3/8" (136)	18.0

FSCT TYPE CAST DEVICE BOX – SHALLOW

CATALOG NUMBER		HUB SIZE	DIMENSIONS							VOLUME CU. IN.
KILLARK ALUM.	DURALOY IRON		A	B	C	D	E	F	G	
FSCT-1	FSCT-1M	1/2"	7/8" (22)	2" (51)	11/16" (17)	4-5/8" (117)	2-7/8" (73)	2-1/8" (54)	5-3/8" (136)	18.0
FSCT-2	FSCT-2M	3/4"	7/8" (22)	2" (51)	11/16" (17)	4-5/8" (117)	2-7/8" (73)	2-1/8" (54)	5-3/8" (136)	18.0

Dimensions

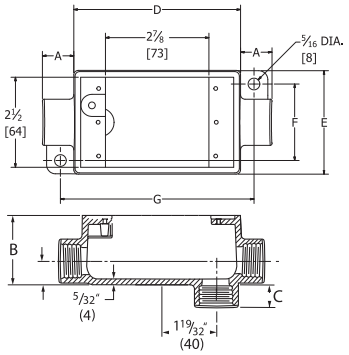

FSCA

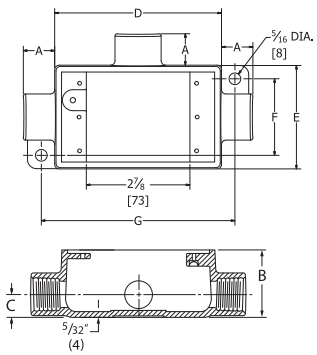

FSCT

2FS/2FD SERIES

CAST DEVICE BOXES • STANDARD AND HOSTILE LOCATIONS

2FS Type

2FSC Type

2FD Type

2FDC Type

2FSD Type

UL Standard: 514A
CSA Standard: C22.2 No. 18
Fed Spec: W-C-586D
NEMA: FB-1

UL LISTED File No. E 3397

CSA Certified File No. LR11852

FEATURES-SPECIFICATIONS

Applications

- Accommodates wiring devices and provides opening to splice, tap, or pull conductors
- Provide access to conductors for maintenance and future system changes

Features

- Tapered threads (NPT with integral bushings)
- Internal grounding screw
- Mounting lugs offered as standard
- Suitable for use in wet locations when used with gasket covers
- Cast iron is suitable for concrete use
- For use with FS-style covers see pages F41-F43
- To order without mounting lugs, contact factory.

Material/Finish

Copper-free Aluminum
(less than 4/10 of 1%)

- Electrostatically applied powder coating

Duraloy Iron

- Tri-coat finish of electrozinc, chromate sealant, and electrostatically applied powder coating

2FS TYPE CAST DEVICE BOX TWO GANG – SHALLOW WITH MOUNTING LUGS										
CATALOG NUMBER		HUB SIZE	DIMENSIONS							VOLUME CU. IN.
KILLARK ALUM.	DURALOY IRON		A	B	C	D	E	F	G	
2FS-1	2FS-1M	1/2"	7/8" (22)	2" (51)	11/16" (17)	4-5/8" (117)	4-11/16" (119)	2-1/8" (54)	5-3/8" (136)	32.0
2FS-2	2FS-2M	3/4"	7/8" (22)	2" (51)	11/16" (17)	4-5/8" (117)	4-11/16" (119)	2-1/8" (54)	5-3/8" (136)	32.0
2FS-3	2FS-3M	1"	7/8" (22)	2" (51)	11/16" (17)	4-5/8" (117)	4-11/16" (119)	2-1/8" (54)	5-3/8" (136)	32.0

2FD TYPE CAST DEVICE BOX TWO GANG – DEEP WITH MOUNTING LUGS										
2FD-1	2FD-1M	1/2"	7/8" (22)	2-15/16" (75)	11/16" (17)	4-5/8" (117)	4-11/16" (119)	2-1/8" (54)	5-3/8" (136)	47.0
2FD-2	2FD-2M	3/4"	7/8" (22)	2-15/16" (75)	11/16" (17)	4-5/8" (117)	4-11/16" (119)	2-1/8" (54)	5-3/8" (136)	47.0

2FSC TYPE CAST DEVICE BOX TWO GANG – SHALLOW WITH MOUNTING LUGS										
2FSC-1	2FSC-1M	1/2"	7/8" (22)	2" (51)	11/16" (17)	4-5/8" (117)	4-11/16" (119)	2-1/8" (54)	5-3/8" (136)	32.0
2FSC-2	2FSC-2M	3/4"	7/8" (22)	2" (51)	11/16" (17)	4-5/8" (117)	4-11/16" (119)	2-1/8" (54)	5-3/8" (136)	32.0

2FDC TYPE CAST DEVICE BOX TWO GANG – DEEP WITH MOUNTING LUGS										
2FDC-1	2FDC-1M	1/2"	7/8" (22)	2-15/16" (75)	11/16" (17)	4-5/8" (117)	4-11/16" (119)	2-1/8" (54)	5-3/8" (136)	50.0
2FDC-2	2FDC-2M	3/4"	7/8" (22)	2-15/16" (75)	11/16" (17)	4-5/8" (117)	4-11/16" (119)	2-1/8" (54)	5-3/8" (136)	50.0

2FSD TYPE CAST DEVICE BOX TWO GANG – SHALLOW WITH MOUNTING LUGS										
2FSD-1	2FSD-1M	1/2"	7/8" (22)	2" (51)	11/16" (17)	4-5/8" (117)	4-11/16" (119)	2-1/8" (54)	–	32.0
2FSD-2	2FSD-2M	3/4"	7/8" (22)	2" (51)	11/16" (17)	4-5/8" (117)	4-11/16" (119)	2-1/8" (54)	–	32.0

Dimensions

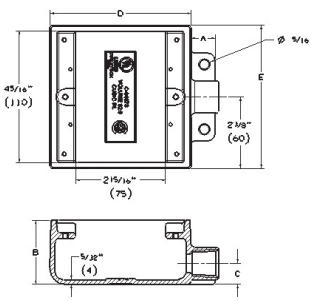
2FS

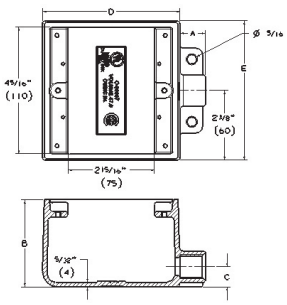
2FD

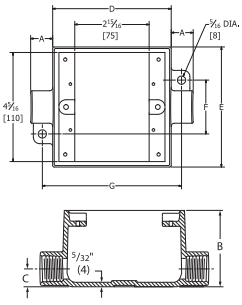
2FDC

FITTINGS

2 & 3 FS/FD SERIES

CAST DEVICE BOXES • STANDARD AND HOSTILE LOCATIONS

Two Gang

2FS

2FD

Three Gang

3FS

3FD

FEATURES-SPECIFICATIONS

Applications

- Accommodates wiring devices and provides opening to splice, tap, or pull conductors
- Provide access to conductors for maintenance and future system changes

Features

- Internal grounding screw
- Suitable for use in wet locations when used with gasket covers
- For use with FS-style covers see pages F41-F43

Conduit Opening Data

- To specify conduit openings select the letter on these sketches which indicates the position desired. Follow this letter with the symbol indicating the type and size.
  - » Example: 2FS-A2-E2

Material/Finish

Copper-free Aluminum
(less than 4/10 of 1%)

- Electrostatically applied powder coating

FS/FD MULTI GANG BOXES①						
SERIES	A	B	C	D	E	H
FSQ	3-3/4" (95)	3-9/16" (90)	1/4" (6)	4-9/16" (116)	2-13/16" (71)	2" (51)
2FS	6-3/16" (157)	3-3/4" (95)	9/32" (7)	4-7/8" (124)	4-15/16" (125)	2" (51)
3FS	6-3/16" (157)	5-3/4" (146)	9/32" (7)	4-7/8" (124)	6-3/4" (125)	2" (51)
FDQ	3-3/4" (95)	3-9/16" (90)	1/4" (6)	4-9/16" (116)	2-13/16" (71)	2-7/8" (73)
2FD	6-3/16" (157)	3-3/4" (95)	9/32" (7)	4-7/8" (124)	4-15/16" (125)	2-7/8" (73)
3FD	6-3/16" (157)	5-3/4" (146)	9/32" (7)	4-7/8" (124)	6-3/4" (125)	2-7/8" (73)

FS/FD/FSQ/FDQ CONDUIT OPENING AND SYMBOL IDENTIFICATION		
FOR CONDUIT SIZE	THREADED SYMBOL NUMBER	UNION① SYMBOL NUMBER
1/2"	1	11
3/4"	2	12
1"	3	13
1-1/4"	4	14
1-1/2"	5	15

① Union hubs are supplied by using a drilled and tapped opening with GUM Series union on 1/2", 3/4", 1", 1-1/4" and 1-1/2" sizes.

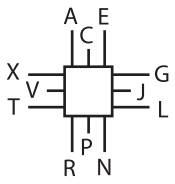

Single Gang

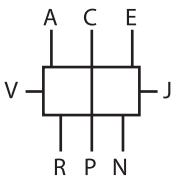

Two Gang

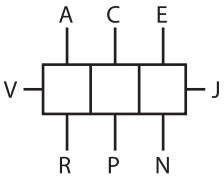

Three Gang

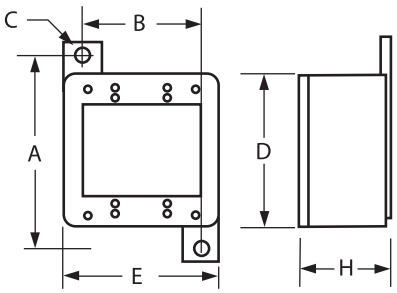

FSQ/FDQ SERIES

CUSTOM DRILLED & TAPPED DEVICE BOXES • STANDARD AND HOSTILE LOCATIONS

Single Gang

FDQ

Two Gang

2FDQ

Three Gang

3FDQ

Four Gang

4FDQ

UL LISTED - File E3397

CSA Certified - File LR11852
See files for details or call Killark.

FEATURES-SPECIFICATIONS

Applications

- Accommodates wiring devices and provides opening to splice, tap, or pull conductors
- Provide access to conductors for maintenance and future system changes

Features

- The fittings on this page takes single gang covers listed on pages F41-F43
- FSQ and FDQ series boxes are made with individual cover openings so any combination of devices may be assembled
- Any assembly is suitable for wet and damp locations when it consists of these boxes and a cover suitable for wet and damp locations

- To specify conduit opening combination select the letter on the sketch which indicates the position of the opening desired. Follow this letter with the symbol indicating the type of opening-threaded, threadless or union

Maximum Conduit Opening Size

» FS-1/2" thru 1"
» FD-1/2" thru 1-1/2"

Material/Finish

Copper-free Aluminum
(less than 4/10 of 1%)

- Electrostatically applied powder coating

FS/FD MULTI GANG BOXES①						
SERIES	A	B	C	D	E	H
FSQ	FSQ 3-3/4" (95)	3-9/16" (90)	1/4" (6)	4-9/16" (116)	2-13/16" (71)	2" (51)
3FSQ	6-1/8" (156)	7-1/2" (191)	5/16" (8)	4-15/16" (125)	9-13/16" (249)	2" (51)
FDQ	3-3/4" (95)	3-9/16" (90)	1/4" (6)	4-9/16" (116)	2-13/16" (71)	2-7/8" (73)
2FDQ	6-3/16" (157)	4-7/16" (113)	5/16" (8)	4-7/8" (124)	6-7/16" (164)	2-7/8" (73)
3FDQ	5-7/8" (149)	7-9/16" (192)	5/16" (8)	4-15/16" (125)	9-13/16" (249)	2-7/8" (73)
4FDQ	5-7/8" (149)	10-13/16" (275)	5/16" (8)	4-15/16" (125)	13-1/8" (333)	2-7/8" (73)

Conduit Opening Data

- To specify conduit openings selet the letter on these sketches which indicates the position desired. Follow this letter with the symbol indicating the type and size.
  » Example: 2FS-A2-E2-J13
- All conduit openings will be evenly spaced. When they are to be more accurately located, submit a sketch with spacing dimensions.
- Dimensions should be oriented from centerlines of body and outside backof body.
- FS and FSQ box will take drilled and tapped openings thru 1".
- FD and FDQ box will take drilled and tapped openings thru 1-1/2".

FS/FD/FSQ/FDQ CONDUIT OPENING AND SYMBOL IDENTIFICATION		
FOR CONDUIT SIZE	THREADED SYMBOL NUMBER	UNION① SYMBOL NUMBER
1/2"	1	11
3/4"	2	12
1"	3	13
1-1/4"	4	14
1-1/2"	5	15

① *Union hubs are supplied by using a drilled and tapped opening with GUM Series union on 1/2", 3/4", 1", 1-1/4" and 1-1/2" sizes.*

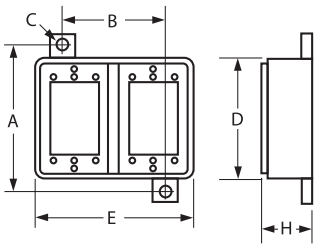

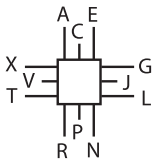

Single Gang

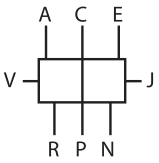

Two Gang

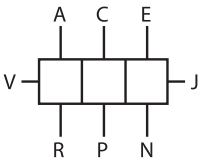

Three Gang

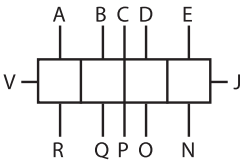

Four Gang