


Project		Catalog #		Type	
Prepared by		Notes		Date	



HALO HOME™

In-Wall Smart Switch

In-wall ON/OFF Bluetooth single-pole switch for standard luminaires and ceiling/exhaust fans

Typical Applications

Residential

Interactive Menu

- Order Information page 2
- Product Warranty page 2
- Wiring Diagrams page 3

Product Certification



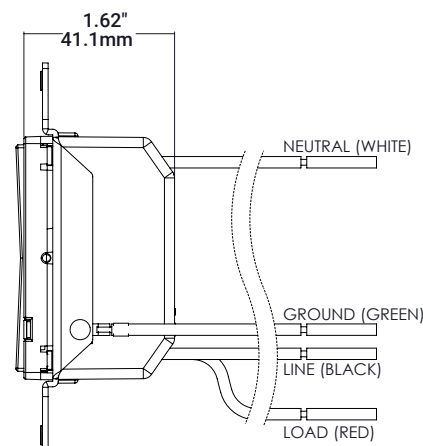
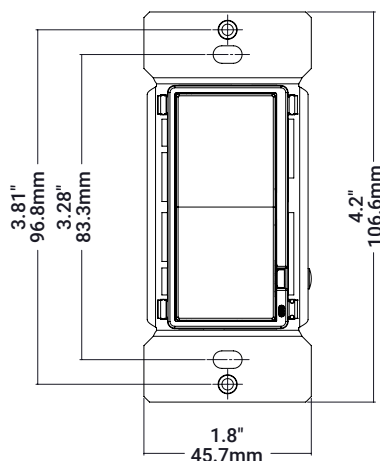
Product Features



Top Product Features

- Add smart HALO Home wireless control to circuits of standard luminaires (dimmable or non-dimmable) or ceiling/exhaust fans
- Install as a single-pole switch. For 3-way/multi-way control add Accessory Switches (wireless remote controls)
- Set schedules, add to groups or scenes
- Enable voice control by adding the optional Bridge to the account
- Max Loads: 720W Incandescent, 600W LED/CFL/FL/ELV, 600VA MLV, 1/2 HP Fan Motor
- Indoor use only

Dimensional and Mounting Details



Order Information

ORDER NUMBER: HIWMAS1BLE40AWH

Device	Generation	Protocol	Finish
HIWMAS = HALO Home In-Wall Smart Switch	1 = 1st Generation	BLE40A = Bluetooth Mesh wireless control, 4.0	WH = Matte White BL = Black LA = Light Almond (Discontinued)

Product Specifications

Wireless System

- For use with the HALO Home mobile app
- Bluetooth low energy (BLE) mesh allows on/off, white tuning and dimming to be controlled wirelessly with companion wall stations, smartphones and tablets using HALO Home mobile application
- Setup Groups, Scenes and Schedules to automate lighting with the HALO Home mobile app

Bluetooth Mesh

- HALO Home products work better together. Expand and strengthen the Bluetooth network range by adding HALO Home devices
- Commissioning and Set up: Smartphone(s) will need to be within range (~35 ft line-of-sight) of a HALO Home product to commission and set up.
- Control: Smartphone(s) will need to be within range (~35 ft line-of-sight) of any HALO Home product to control anything within the mesh. (add remote access to a HALO Home installation by installing the optional Bridge)
- Device-to-device communication is ~100 ft line-of-sight
- Remote access to HALO Home lighting is available with the optional Smart Bridge
- Max Devices/Account: 200
- Learn more at BringHaloHome.com

Wireless Pairing

- See our online HALO Home Quick Start Guides for commissioning, setup, how-tos, and troubleshooting – including our Installation Guide go to support. BringHaloHome.com

Features

- Features ON/OFF, Groups, Schedules, and Scenes
- Works with dimmable and non-dimmable LEDs, CFL, halogen, and incandescent bulbs and light fixtures
- Control ceiling and exhaust fans

Environmental

- Rated for Indoor Use only
- -22°F to 104°F (-30°C to 40°C) damp locations

Design Features

- Fits Decora size wall plates (sold separately)
- Four (4) - 6" pre-stripped wires
 - Line (black)
 - Load (red) - switch leg
 - Neutral (white)
 - Ground (green)
- Large paddle switch function
 - Press Up – Turns ON any light/fan connected to the Load wire (red)
 - Press Down – Turns OFF any light/fan connected to the Load wire (red)
- On status LED under firmware control

Air-gap Switch

- Pull out plastic air-gap switch to disconnect power to the load forcing an OFF condition to safely work on connected fixtures. This will also disconnect power to the switch itself

Single-Pole & Multi-Way

- This Smart Switch functions as a single-pole switch
- For 3-way or multi-way control, install HALO Home Controllers* to wirelessly remote control this Smart Switch
- Neutral wire required
- *Controllers: HALO Home Accessory Switch, Anyplace Dimmer, Accessory Dimmer, Scene Keypad (Dimmers will obviously not DIM this switches' load)

Single-Pole & Multi-Way

- 720W Incandescent
- 600W CFL/FL/LED/ELV
- 600VA MLV
- 1/2 HP Fan Motor

Factory Reset

ONLY DO THIS STEP IF YOU ARE UNABLE TO REMOVE THE DEVICE FROM THE APP. If removal isn't possible, delete it by clicking "my device is broken" and then do the factory reset step:

- Hold the ON button for 12 seconds to reset and claim to your account
- The LED indicator will blink continuously after a successful reset.

Certifications & Compliance

- cULus Listed. Complies with FCC Part 15, Class B
- Industry Canada RSS-Gen and RSS-247
- Bluetooth Certification 4.1 or higher + Mesh
- ROHS-2

Warranty

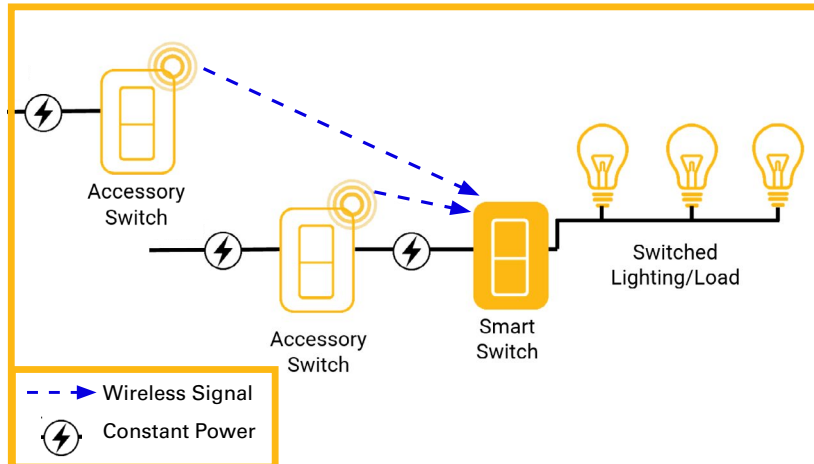
- Five-year limited warranty, visit website for details: www.cooperlighting.com/legal

Multi-Location Control Overview

If there is more than one control location for the same lighting or switched load (3-way or 4-way), additional HALO Home products will be needed:

- One location will need a **HALO Home Smart Switch**. This will operate as a single-pole switch turning ON/OFF the lighting load.
- The other switch location(s) will require **HALO Home Accessory Switches***. These will send wireless signals to the Smart Switch which will turn ON/OFF the lighting/load.

**Other HALO Home Controllers like the Accessory Switch, Accessory Dimmer, Anyplace Dimmer or Multi-Room Scene Keypads can also be used.*

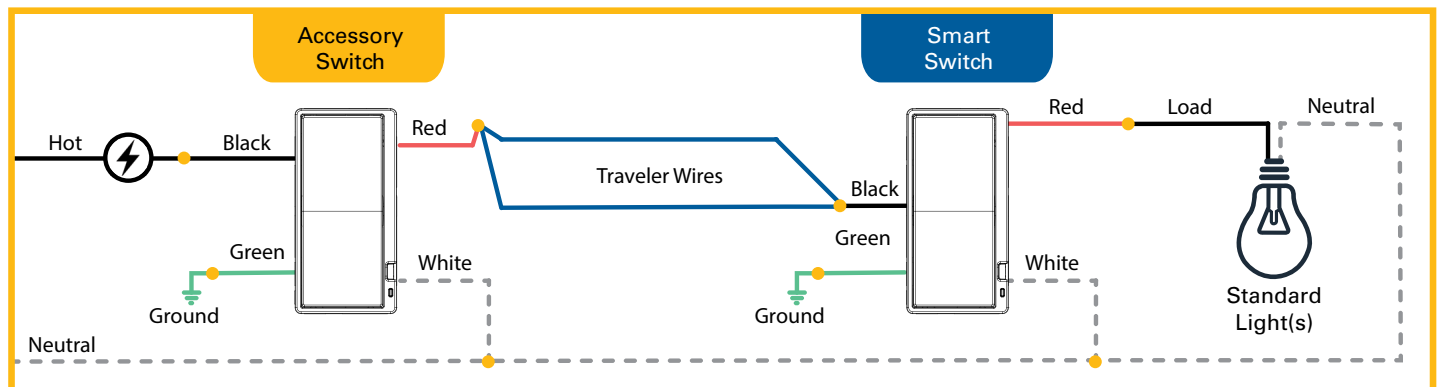


TIPS: When retrofitting existing 3-way or 4-way locations:

- Verify that there is a neutral wire at EACH switch location. (White wires connected to switch terminals and marked with electrical tape are typically **NOT** neutral wires.)
- Only 1 HALO Home Smart Switch will be used in the circuit.
- The HALO Home Smart Switch must be directly connected to the lighting load.
- HALO Home Accessory Switches cannot wire downline of a Smart Switch. They require a constant hot feed (unswitched and undimmed).
- HALO Home Accessory Switches can be powered from a different circuit than the lighting/Smart Switch if necessary.

3-way and 4-way wiring can be confusing. If wiring does not match diagrams shown, stop and consult with an electrician.

3-Way Wiring Diagram



4-Way Wiring Diagram

