

## Description

4 and 6-inch new construction mounting frame accepts 'install from below' fixture fittings securing ceiling location. Use to meet local code requirements where install from below housings must be supported directly by building structure.

Catalog #	Type
Project	
Comments	Date
Prepared by	

## Specification Features

### Plaster Frame

- Galvanized steel plaster frame with integral bar hanger receivers. Locking screws provide positive horizontal locking.
- Aperture accepts 'install from below' fixture fittings.
- Remote driver/junction box can be attached to mounting frame to facilitate electrical rough-in.

### Bar Hangers

- Captive preinstalled bar hangers adjust from 8-1/2" to 24" wide
- Pass thru allows shortening without removal.
- Captive nail penetrates standard and engineered lumber.
- Mounting flange levels platform with ceiling.
- Integral clip attaches direction to tee grid.

### Compliance

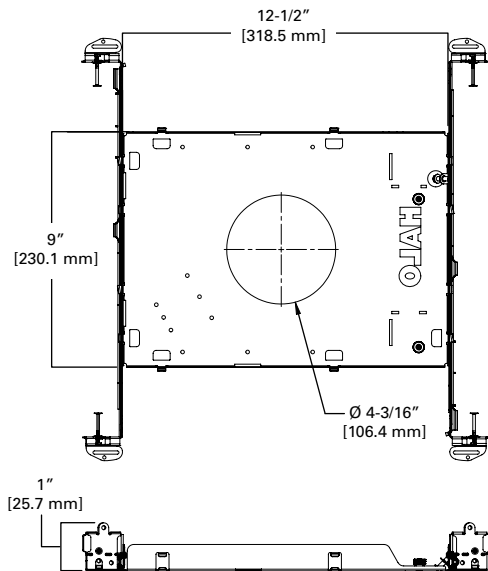
- Can be used to meet local code requirements where install from below fixture fittings must be supported directly by building structure.

### Warranty

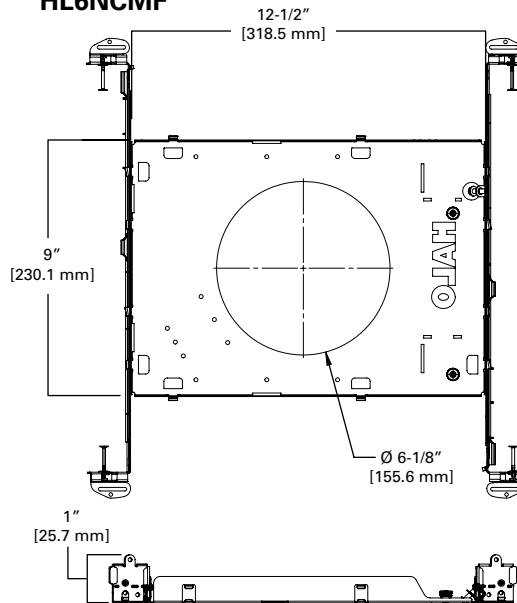
One year limited warranty, consult website for details.  
www.cooperlighting.com

## Dimensions

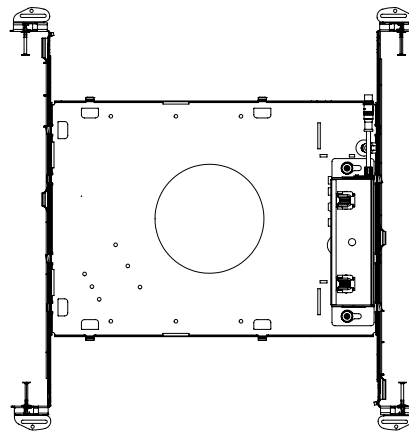
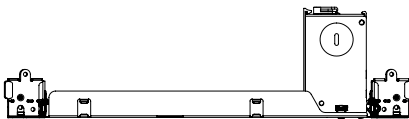
### HL4NCMF



### HL6NCMF



### Driver/Junction box mounting



## Ordering Information

Housing	Compatible Fixture Fittings
HL4NCMF = 4" New Construction Mounting Frame	HLB4
HL6NCMF = 6" New Construction Mounting Frame	HLB6



## HL4NCMF HL6NCMF

**4" & 6"  
New Construction  
Mounting Frame**