

Project		Catalog #		Type	
Prepared by		Notes		Date	



HALO HOME™

MicroEdge HLB6

Smart 6" LED Lens Downlight with Bluetooth® Mesh connectivity and remote driver/junction box

Typical Applications

Residential

Interactive Menu

- Order Information page 2
- Photometric Data page 2
- Product Specification page 3
- Product Warranty page 3

Product Certification



Refer to ENERGY STAR® Certified Products List.
Can be used to comply with California Title 24 High Efficacy requirements.
Certified to California Appliance Efficiency Database under JAB.

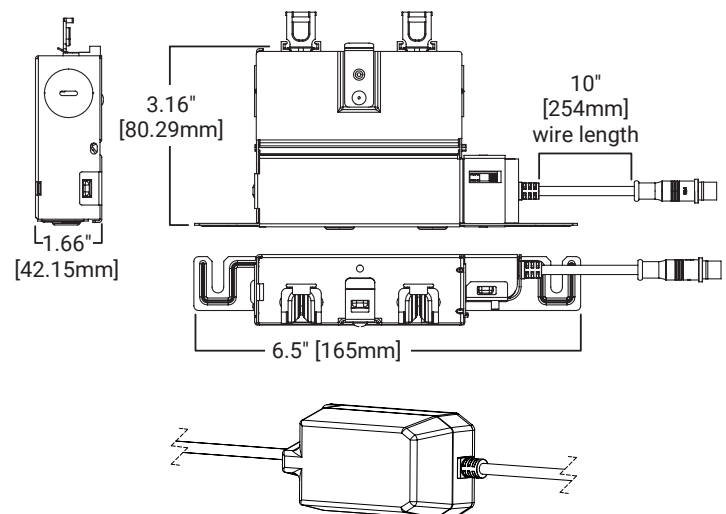
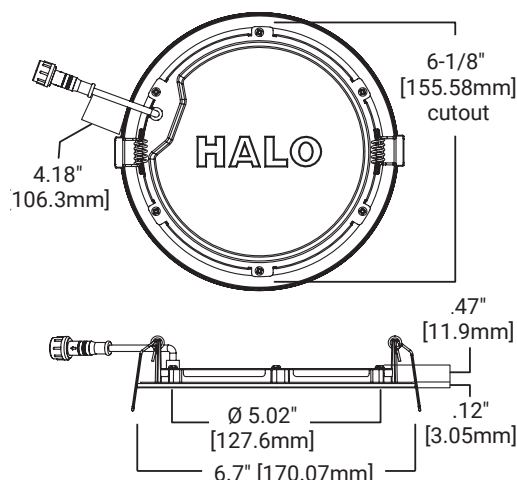
Product Features



Top Product Features

- Delivers up to 1,061 lumens, achieves L70 at 50,000 hours in IC and non-IC applications (120V)
- Adjustable white tuning via the app: 2700K-5000K, 90 CRI (min), R9 50 and color accuracy within 4 SDCM
- Connects to the HALO Home Bluetooth Mesh network, no hub required
- Suitable for new construction and remodel
- Wet location listed for showers and protected ceilings

Dimensional Details



Order Information

SAMPLE ORDER NUMBER: **HLB6099BLE40AWH**

Models	Lumens	CRI / CCT	Protocol	Finish
HLB6 = 6-Inch LED lens downlight with remote driver / junction box	09 = 900 lumens (nominal)	9 = 90 CRI minimum, white tuning, select CCT 2700K - 5000K via mobile app	BLE40A = Bluetooth Mesh wireless control, 4.0	WH = Matte white baffle
Notes	Notes	Notes	Notes	Notes

Accessories

Accessories

Mounting Frames

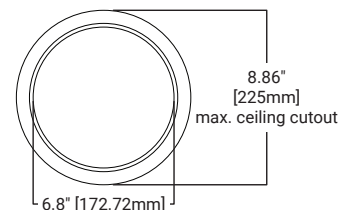
HL6RSMF = 6" round and square mounting frame
HLB6ROTMW = 6" round oversized trim, matte white

Designer Trims

HLB6RTRMMW = 6" round decorative overlay, matte white
HLB6RTRMSN = 6" round decorative overlay, satin nickel
HLB6RTRMTBZ = 6" round decorative overlay, tuscan bronze

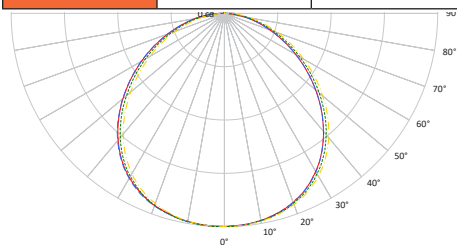
Extension Cables (HALO Home-only)

HLB06BLEEC = 6 ft. extension cable
HLB12BLEEC = 12 ft. extension cable
HLB20BLEEC = 20 ft. extension cable

HLB6ROTMW
Oversized trim

Photometric Data

HLB6099BLE40AWH-3000K		
Luminaire lumens		951
Input watts		13.3
LER (LPW)		71.5
Spacing Criteria	0	1.29
	90	1.29
	45	1.38
Beam angle (degrees)		110
Field angle (degrees)		163
Zonal lumen	Lumens	% Lumens
0-30	260	27.6
0-40	428	45.4
0-60	746	79.1
0-90	939	99.6
90-180	4	0.4
0-180	943	100




Energy Data

Lumens	951 lm @ 3000K
Input Voltage	120V
Input Current	115mA
Input Power	13.3(W)
Hertz	60
Efficiency	71.5 (LPW)
Inrush	1.8 A @50 μS
THD	≤ 20%
PF	≥ 0.90
T Ambient	-30° - +40°C
Sound Rating	≤ 22 dba

Color Metric Summary - 3000K

TM-30-15	Rf = 92
	Rg = 100
CRI/CIE	Ra = 96
	R9 = 78

CCT - Range of 2700K- 5000K



110°

Product Specifications

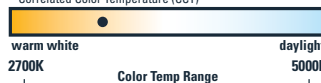
PRODUCT SPECIFICATIONS

Brightness **951 lumens**Energy Used **13.3 watts**Lumens per Watt (Efficacy) **71.5**Life (Based on 6 hrs/day) **22 yrs**Color Accuracy **94**

Correlated Color Temperature (CRI)

Light Color (CCT) **3000K**

Correlated Color Temperature (CCT)



Performance metrics are measured at the factory setting: 3000K.
Las métricas de rendimiento se miden en la configuración de fábrica: 3000K

HLB6 6-inch	CCT	Lumens	Power (W)	LPW
In-app Adjustable White Tuning	2700K	915	13.6	67.3
	3000K	951	13.3	71.5
	3500K	988	13.3	74.3
	4000K	1018	13.3	76.5
	5000K	1061	13.5	78.6

* Tested in accordance with IES LM63. Field results may vary.

Product Specifications

Wireless System

- For use with the HALO Home mobile app
- Bluetooth low energy (BLE) mesh allows on/off, white tuning and dimming to be controlled wirelessly with companion wall stations, smart phones and tablets using HALO Home mobile application
- Setup Groups, Scenes and Schedules to automate lighting with the HALO Home mobile app

Wireless Pairing

- See HALO Home Quick Start Guide for wireless setup, guidance and troubleshooting: BringHaloHome.com

Bluetooth Mesh

- HALO Home products work better together Smartphone(s) will need to be within range of HALO Home device to control (~35 ft)
- Device-to-device communication is ~100 ft line-of-sight
- Expand and strengthen the Bluetooth network range by adding HALO Home devices. Learn more at BringHaloHome.com

Gasket

- Closed cell gasket achieves restrictive airflow and wet location listing without additional gaskets or caulking

Optics

- Precision acrylic light guide organizes source flux into wide distribution with 1.4 spacing criteria, useful for general area illumination

LED Array

- Plurality of mid power LED's provides a uniform source with high efficiency and long life
- 90 CRI minimum; R9 greater than 50 provides high color rendering
- Color is tunable through the HALO Home app
- Meets ENERGY STAR® color angular uniformity requirements; Deviation is less than 0.006 u' v'

Remote Driver/Junction Box

- Pre-galvanized steel driver/junction box with captive hinged cover
- Listed for six #12 AWG 90° C splice conductors: two in, two out plus two ground
- Two 1/2" conduit pry-outs
- Two Slide-N-Side™ non-metallic (NM) wire traps allows wiring outside the box
- Accepts NM cable types: 14-2, 14-3, 12-2, 12-3 (U.S.) and 14-2, 14-3, 12-2 (Canadian)
- Three 4-port push wire nuts with clear caps for quick and reliable mains voltage connections
- Integral mounting holes facilitate direct mounting to building structure or mounting frame
- 6-, 12-, and 20-ft extension cables available for centralized junction box installation

Driver

- Available in 120V providing noise free operation
- Continuous flicker-free dimming down to 5% with HALO Home Controllers (Accessory & Anyplace Dimmers and Scene Keypad)
- Plenum rated inline electrical quick connect provides low voltage connection to fixture fitting, CMP/FT6 rated

Installation

- Can be installed in 1/2" to 1-1/4" thick ceilings
- Cutout utilizes standard round hole saw sizes; cutout template provided

Hole Saw Sizing	Min	Max
HLB6"	6"	6 1/4"

- Heat treated springs hold fixture fitting securely in the ceiling eliminating light leak
- Housing is less than 1/2" thick and can span a 2" nominal framing member
- Can be removed from below the ceiling for service or replacement

Optional Mounting Frame

- Pre-galvanized steel mounting frame locates fixture fittings during electrical rough-in and provides cutout guidance for drywall contractor
- Provides attachment of remote driver/junction box

Compliance

- UL Certified type IC suitable for direct contact with air permeable insulation
- Not recommended for use in direct contact with spray foam insulation (reference NEMA LSD57-2013)
- Wet location listed and IP44 ingress protection
- Airtight per ASTM-E283-04
- Suitable for use in clothes closets when installed in accordance with the NEC 410.16 spacing requirements
- EMI/RFI emissions per FCC 47CFR Part 15 consumer limits
- Contains no mercury or lead and RoHS compliant
- Photometric testing in accordance with IES LM-79-08
- Lumen maintenance projections in accordance with IES LM-80-08 and TM-21-11
- State of California Title 24 high efficacy
- LED compliance under JA8, reference Modernized Appliance Efficiency Database System (MAEDBS) for 2019 JA8 High Efficacy Lighting
- ENERGY STAR® certified (reference "Certified Light Fixtures" database)

Warranty

- Five-year limited warranty