


Project		Catalog #		Type	
Prepared by		Notes		Date	



# Metalux

## 22FP

2' x 2' Edge Lit Panel

Recessed  
Suspended/Surface

### Typical Applications

• Commercial Office • Schools • Healthcare • Retail

### Interactive Menu

- Order Information [page 2](#)
- Photometric Data [page 3](#)
- Control Systems [page 3](#)
- Product Warranty

### Product Certification



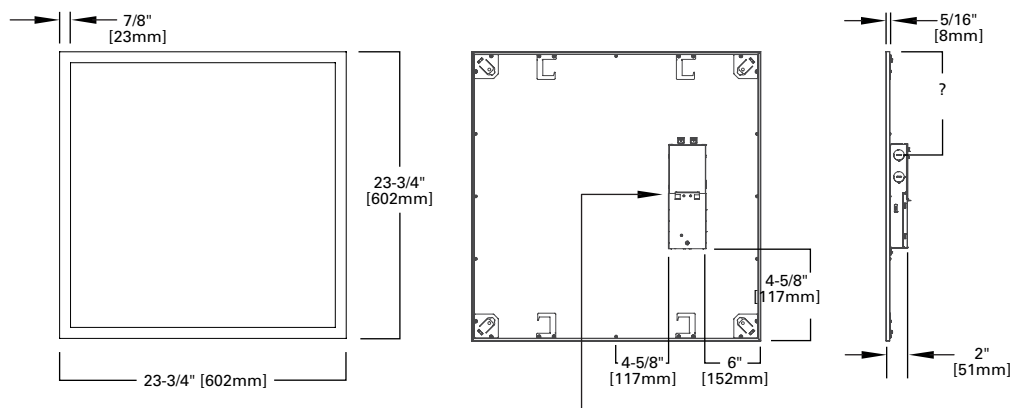
### Product Features



### Features

- 2" height ideal for shallow plenums
- Low wattage to high lumen output available
- High efficacy to 130 LPW
- Multiple stock SKUs
- Large j-box with multiple KOs to facilitate installation

### Dimensional and Mounting Details



Access plate with top side KO is available upon request.  
Please contact factory if needed for use with MWS or otherwise.

## Ordering Information/Performance

## UNV (120-277)

UNV (120-277)							Input Current (A)	
Catalog	UPC	CCT	CRI (Min)	Delivered Nominal Lumens	Watts	Efficacy (lm/W)	120V	277V
22FP4235C <sup>(1)</sup>	080083833580	3500K	80	4330	38.3	112	.32	.14
22FP4240C <sup>(1)</sup>	080083833603	4000K	80	4465	38.3	117		
22FP4250C <sup>(1)</sup>	080083833627	5000K	80	4572	41.4	120	.35	.15
22FP3235C <sup>(1)</sup>	080083833528	3500K	80	3307	29.2	115	.24	.11
22FP3240C <sup>(1)</sup>	080083833542	4000K	80	3333	29.2	114		
22FP3250C <sup>(1)</sup>	080083833566	5000K	80	3331	30.0	111	.25	
22FP3830C9 <sup>(2)</sup>	080083833801	3000K	90	3654	39.1	93	.34	.15
22FP2830C9 <sup>(2)</sup>	080083833788	3000K	90	2734	29.5	93	.26	.11
22FP2535HE <sup>(2)</sup>	080083824090	3500K	80	2610	20.1	130	.17	.07
22FP2540HE <sup>(2)</sup>	080083824113	4000K	80	2551	19.6	130		
22FP2130C <sup>(2)</sup>	080083823994	3000K	80	2318	20.7	112	.18	.08
22FP2135C <sup>(2)</sup>	080083824014	3500K	80	2205	20.7	107		
22FP2140C <sup>(2)</sup>	080083824038	4000K	80	2494	20.7	121		
347V								
22FP4235C-347V <sup>(3)</sup>	80083885480	3500K	80	4330	37.3	116	.111	
22FP4240C-347V <sup>(3)</sup>	80083876723	4000K	80	4465	37.3	120		
22FP4250C-347V <sup>(3)</sup>	80083885565	5000K	80	4572	37.3	123		

**Notes:** (1) Stocked at multiple North American DCs. Best opportunity for availability. (2) Stocked at select DCs. May incur extended lead-times. (3) Stocked at Canada DC.

## Options

Catalog	Description	Example	Notes
EL7W	7W EM Pack, Installed	22FP3240C-EL7W	Remote Indicator/Test Switch
EL14W	14W EM Pack, Installed	22FP2140C-EL14W	Remote Indicator/Test Switch
A3/8-4/18GDIM	6' Length, 3/8" Cable, 2 Wire, 2 Dimming Leads, Ground	22FP3235C-A3/8-4/18G DIM	
A3/8-5/18GDIM	6' Length, 3/8" Cable, 3 Wire, 2 Dimming Leads, Ground	22FP4235C-A3/8-5/18G DIM	
EL7W-A3/8-5/18GDIM	7W EM Pack, Installed, and 6' Flex, 3/8" Cable, 3 Wire, 2 Dimming Leads, Ground	22FP3250C-EL14W-A3/8-5/18GDIM 22FP3250C-EL7W-A3/8-4/18GDIM	EL7W and EL14W can be used with any of the optional flex. EM pack is always specified before (to the left of) the flex, in the catalog number.
ATW-SW4	Chicago Rated	ATW-SW4-22FP2135C	May not be used with EL7W, EL14W, or flex. ATW-SW4 provides IP5X rating from above the fixture also, accomplished with gasket on the j-box.

## Product Specifications

## Construction

- Narrow aluminum bezel is tightly held to code gauge steel back plate
- Seamless corners to maximize the light emitting surface with a refined finish

## Mounting

- Integral grid locking clips and separate suspension clips provided for installation flexibility when additional retention is required
- Junction box constructed of code gauge galvanized steel with and easy access hinged door
- Multiple Trade size KO provided and JBox is suitable for up to 12AWG wiring
- Stock luminaire is less than 2" for use in shallow plenum or low ceiling spaces
- Surface or suspension mounting kits available
- ATW-SW4 option is available for CCEA compliance and provides full IP5X rating
- Factory installed flexible cable with dimming leads options available

## Controls

- Standard UNV 120 - 277V driver with 0-10V dimming to 10% standard
- Optional 347V driver with 0-10V dimming driver
- Compatible with field installed wireless controls available for either Wavelinx or Enlighted

## Electrical

- Standard and High Efficacy models available
- LED's available in 3000K, 3500K, 4000K, and 5000K with a minimum of 80 CRI
- 90 CRI available with 3000K
- Projected lumen maintenance based on TM21 testing standards is L73 > 60,000 hours
- Emergency battery pack options available in 7w and 14w options
- Battery pack options available as factory installed or field installed for remote mounting

## Optical Shielding

- Acrylic light guide with specialized features to optimize light extraction
- White frost lens with smooth pattern for uniform illumination
- Scratch and impact resistant

## Compliance

- Indoor luminaires are cULus listed for 25C ambient environments
- IC rated for direct insulation contact
- RoHS compliant
- Damp location listed
- IESNA LM-79 and LM-80 standards compliant
- DesignLights Consortium® Qualified and classified for both DLC Standard and DLC Premium, refer to [www.designlights.org](http://www.designlights.org) for details.
- Can be used for State of California Title 24 high efficacy luminaire
- IP5X rated

## Warranty

- Five year warranty.

## Load Data (Stock Product)

Thd	14%
Power Factor	0.96
Weight	9.4 lbs
Low Temp. Start	-20°C

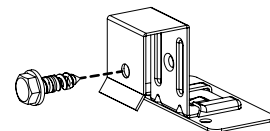
## Shipping Data

Fixture Size	Wt.	Pallet Size	Units per Pallet
2' x 2'	12 lbs.	53" x 30"	44

## Ceiling Retention

Catalog	UPC
FPEQ	080083802685

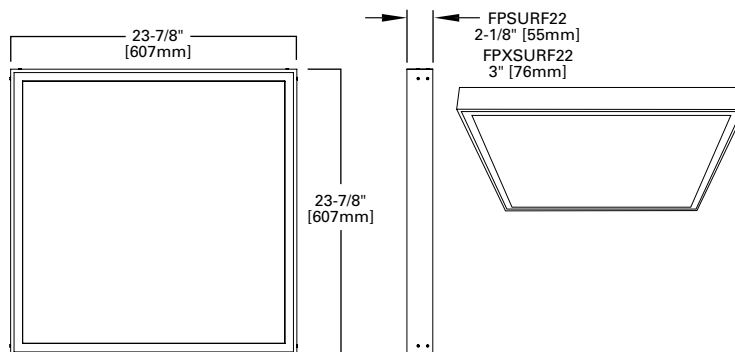
Required by some local codes. Order one set for each fixture (Four clips per kit)



## Accessories/Ordering Information Surface Mount Kit

Catalog	UPC
FPSURF22 <sup>(3)</sup>	080083802722
FPXSURF22 <sup>(4)</sup>	080083867387

**Notes :** (3) FPSURF22 surface mount kit may not be used with EL7W or EL14W options. (4) FPXSURF22 surface mount kit is deep enough to fit all available options.



## Drywall Frame Kit

Catalog	UPC
DF-22W-U	662401232963

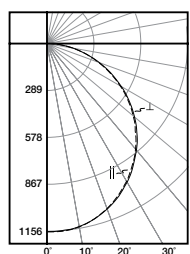
## Suspension Kit

Catalog	UPC	Description
FPSUS2	080083802784	2 point Y-hanger suspension kit includes aircraft cable, carabiner, ceiling connection, SO cord, cord connectors and round 4" J-box cover plate

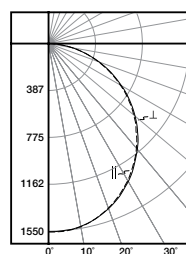
Mounting height from ceiling  
**Min.** = 7-1/4" [184mm]  
**Max.** = 27" [286mm]

## Photometric Data

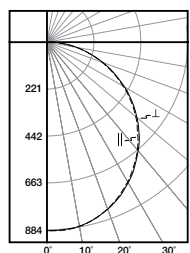
[View IES files](#)



**22FP3240C**  
 Electronic Driver  
 Linear LED 4000K  
 Spacing criterion: (II) 1.25 x mounting height,  
 (⊥) 1.26 x mounting height  
 Lumens: 3333  
 Input Watts: 29.2W  
 Efficacy: 114.1 LPW  
 Test Report: 22FP3240C.IES



**22FP4240C**  
 Electronic Driver  
 Linear LED 4000K  
 Spacing criterion: (II) 1.25 x mounting height,  
 (⊥) 1.26 x mounting height  
 Lumens: 4465  
 Input Watts: 38.3W  
 Efficacy: 116.6 LPW  
 Test Report: 22FP4240C.IES



**22FP2540HE**  
 Electronic Driver  
 Linear LED 4000K  
 Spacing criterion: (II) 1.25 x mounting height,  
 (⊥) 1.26 x mounting height  
 Lumens: 2551  
 Input Watts: 19.6W  
 Efficacy: 130.2 LPW  
 Test Report: 22FP2540HE.IES