


Project		Catalog #		Type	
Prepared by		Notes		Date	



Metalux

14FP

1' x 4' Edge Lit Panel

Recessed
Suspended/Surface

Typical Applications

• Commercial Office • Schools • Healthcare • Retail

Interactive Menu

- Order Information [page 2](#)
- Photometric Data [page 3](#)
- Control Systems [page 3](#)
- Product Warranty

Product Certification



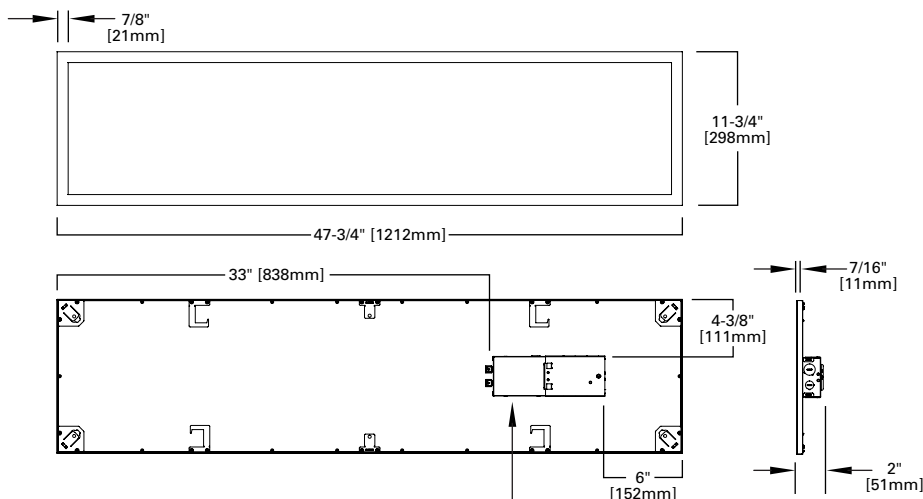
Product Features



Features

- 2" height ideal for shallow plenums
- Low wattage to high lumen output available
- High efficacy to 130 LPW
- Multiple stock SKUs
- Large j-box with multiple KOs to facilitate installation

Dimensional and Mounting Details



Access plate with top side KO is available upon request.
Please contact factory if needed for use with MWS or otherwise.

Ordering Information/Performance

UNV (120-277)

UNV (120-277)							Input Current (A)	
Catalog	UPC	CCT	CRI (Min)	Delivered Nominal Lumens	Watts	Efficacy (lm/W)	120V	277V
14FP4235C ⁽¹⁾	080083833467	3500K	80	4259	38.3	111	.32	.14
14FP4240C ⁽¹⁾	080083833481	4000K	80	4226	38.3	110		
14FP4250C ⁽¹⁾	080083833504	5000K	80	4320	38.3	113		
14FP3830C9 ⁽²⁾	080083833764	3000K	90	3648	38.9	94	.34	.15
14FP3035HE ⁽²⁾	080083823765	3500K	80	3159	24.5	129	.21	.09
14FP3040HE ⁽²⁾	080083823789	4000K	80	3176	24.5	130		
14FP2630C ⁽²⁾	080083823666	3000K	80	2744	24.8	111		
14FP2635C ⁽²⁾	080083823680	3500K	80	2936	25.5	115		
14FP2640C ⁽²⁾	080083823703	4000K	80	3017	25.5	118	.22	
347V								
14FP4235C-347V ⁽³⁾	80083885466	3500K	80	4259	37.2	115	.117	
14FP4240C-347V ⁽³⁾	80083876709	4000K	80	4226	37.2	114		
14FP4250C-347V ⁽³⁾	80083885541	5000K	80	4320	37.2	116		

Notes: (1) Stocked at multiple North American DCs. Best opportunity for availability. (2) Stocked at select DCs. May incur extended lead-times. (3) Stocked at Canada DC.

Options

Catalog	Description	Example	Notes
EL7W	7W EM Pack, Installed	14FP4240C-EL7W	Remote Indicator/Test Switch
EL14W	14W EM Pack, Installed	14FP2635C-EL14W	Remote Indicator/Test Switch
A3/8-4/18GDIM	6' Length, 3/8" Cable, 2 Wire, 2 Dimming Leads, Ground	14FP3040HE-A3/8-4/18G DIM	
A3/8-5/18GDIM	6' Length, 3/8" Cable, 3 Wire, 2 Dimming Leads, Ground	14FP2635C-A3/8-5/18G DIM	
EL7W-A3/8-5/18GDIM	7W EM Pack, Installed, and 6' Flex, 3/8" Cable, 3 Wire, 2 Dimming Leads, Ground	14FP2640C-EL14W-A3/8-5/18GDIM 14FP2640C-EL7W-A3/8-4/18GDIM	EL7W and EL14W can be used with any of the optional flex. EM pack is always specified before (to the left of) the flex, in the catalog number.
ATW-SW4	Chicago Rated	ATW-SW4-14FP2635C	May not be used with EL7W, EL14W, or flex. ATW-SW4 provides IP5X rating from above the fixture also, accomplished with gasket on the j-box.

Product Specifications

Construction

- Narrow aluminum bezel is tightly held to code gauge steel back plate
- Seamless corners to maximize the light emitting surface with a refined finish

Mounting

- Integral grid locking clips and separate suspension clips provided for installation flexibility when additional retention is required
- Junction box constructed of code gauge galvanized steel with an easy access hinged door
- Multiple Trade size KO provided and JBox is suitable for up to 12AWG wiring
- Stock luminaire is less than 2" for use in shallow plenum or low ceiling spaces
- Surface or suspension mounting kits available
- ATW-SW4 option is available for CCEA compliance and provides full IP5X rating
- Factory installed flexible cable with dimming leads options available

Controls

- Standard UNV 120 - 277V driver with 0-10V dimming to 10% standard
- Optional 347V driver with 0-10V dimming driver
- Compatible with field installed wireless controls available for either Wavelinx or Enlighted

Electrical

- Standard and High Efficacy models available
- LED's available in 3000K, 3500K, 4000K, and 5000K with a minimum of 80 CRI
- 90 CRI available with 3000K
- Projected lumen maintenance based on TM21 testing standards is L73 > 60,000 hours
- Emergency battery pack options available in 7w and 14w options
- Battery pack options available as factory installed or field installed for remote mounting

Optical Shielding

- Acrylic light guide with specialized features to optimize light extraction
- White frost lens with smooth pattern for uniform illumination
- Scratch and impact resistant

Compliance

- Indoor luminaires are cULus listed for 25C ambient environments
- IC rated for direct insulation contact
- RoHS compliant
- Damp location listed
- IESNA LM-79 and LM-80 standards compliant
- DesignLights Consortium® Qualified and classified for both DLC Standard and DLC Premium, refer to www.designlights.org for details.
- Can be used for State of California Title 24 high efficacy luminaire
- IP5X rated

Warranty

- Five year warranty.

Load Data (Stock Product)

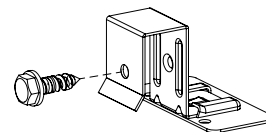
Thd	11%
Power Factor	0.96
Weight	9.8 lbs
Low Temp. Start	-20°C

Shipping Data

Fixture Size	Wt.	Pallet Size	Units per Pallet
1' x 4'	12 lbs.	52" x 49"	48

Ceiling Retention

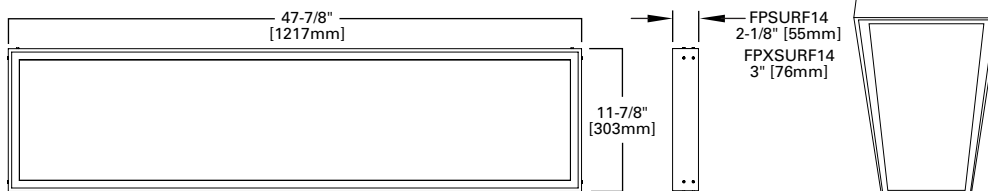
Catalog	UPC
FPEQ	080083802685
Required by some local codes. Order one set for each fixture (Four clips per kit)	



Accessories/Ordering Information

Surface Mount Kit

Catalog	UPC
FPSURF14 ⁽³⁾	080083802708
FPXSURF14 ⁽⁴⁾	080083867424
Notes : (3) FPSURF14 surface mount kit may not be used with EL7W or EL14W options. (4) FPXSURF14 surface mount kit is deep enough to fit all available options.	

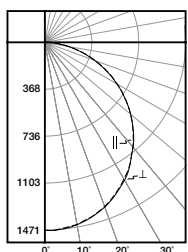


Drywall Frame Kit

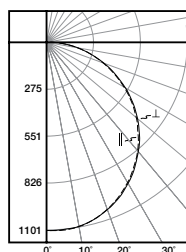
Catalog	UPC
DF-14W-U	662401232949

Photometric Data

[View IES files](#)



14FP4240C
 Electronic Driver
 Linear LED 4000K
 Spacing criterion: (II) 1.25 x mounting height,
 (⊥) 1.26 x mounting height
 Lumens: 4226
 Input Watts: 38.3W
 Efficacy: 110.3 LPW
 Test Report: 14FP4240C.IES



14FP3040HE
 Electronic Driver
 Linear LED 4000K
 Spacing criterion: (II) 1.25 x mounting height,
 (⊥) 1.26 x mounting height
 Lumens: 3176
 Input Watts: 24.5W
 Efficacy: 129.6 LPW
 Test Report: 14FP3040HE.IES