

## Description

The HALO Home smart LED floodlight incorporates Bluetooth® Mesh technology into a durable, twin head design for an advanced outdoor lighting solution built for high performance. Featuring a multitude of configurable settings including grouping, scheduling, dimming and white color tuning, the FTS20C does not require a hub and can be wirelessly controlled directly from any compatible smart device utilizing the Halo Home app, or any Halo Home wireless switch or dimmer.

Catalog #		Type
Project		
Comments		Date
Prepared by		

## Specification Features

### Wireless System

- For use with the HALO Home mobile app.
- Bluetooth low energy (BLE) mesh allows on/off and dimming to be controlled wirelessly with companion wall switches, smart phones and tablets using HALO Home mobile app.
- White tuning, grouping, scheduling and countdown timer controlled through HALO Home mobile app.

### Construction

- Durable die-cast aluminum housing with UV stable clear lens
- Powder coated bronze or white finish

- Optically enhanced reflector improves efficiency and delivered lumens
- Tool-less head adjustment
- Wall or eave mounted to recessed or surface junction boxes

### Electrical

- For use with 120-277V, 50/60Hz power source
- Maintenance-free LED's with 70,000 hours of life
- Operating temperature of -30°C to 40°C
- cULus listed for wet locations
- External supply wiring 75°C minimum

### Optics

- Two-stage optics for maximum coverage
- Wirelessly controlled white tuning from 3000K to 5000K CCT (factory default 4000K)
- Wirelessly controlled dimming to 5%

### Warranty

Five year limited warranty



## HALO Home FTS20C Series

**Twin Head LED Flood  
with Bluetooth Mesh  
Connectivity**

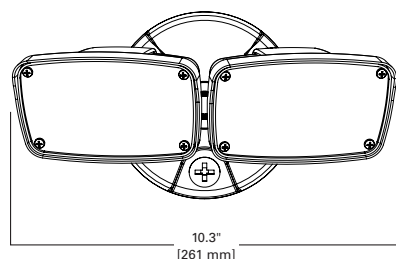
**CCT Adjustable**

**Range from  
3000K-5000K**

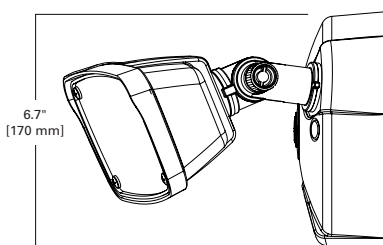


## Dimensions

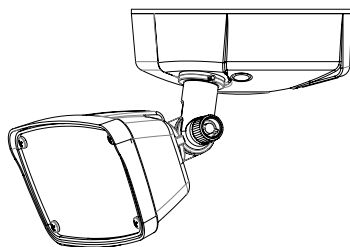
### Front View



### Side View



### Eave Mount



## Ordering Information

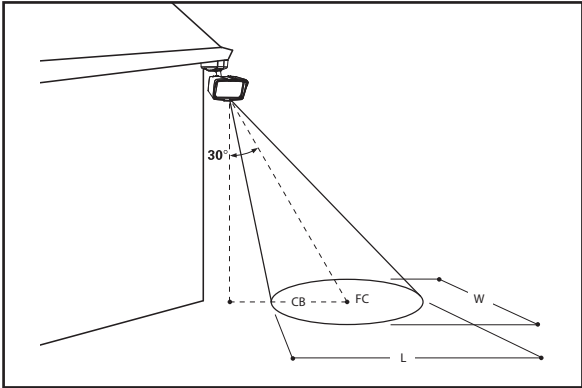
Sample Number: FTS20CW

Application	Size	Nominal Wattage	Protocol	Finish
FT = Flood, Twin Head	S=Small	20 = 20W	C = Connected Bluetooth Mesh Wireless Control, 4.0	B = Bronze W = White

**CERTIFICATION DATA**  
cULus wet location listed

**TECHNICAL DATA**  
120-277V, 50/60Hz  
-30°C to 40°C  
temperature rating  
External supply wiring 75°  
minimum

Photometric Data



Note: Specifications and Dimensions subject to change without notice.

Area Coverage

	Mounting Height	Length (L)	Width (W)	Area (Sq. Ft.)	Max F.C.
FTS20C	10 ft.	18	40	720	4.3
	15 ft.	20	40	800	1.9
	20 ft.	20	40	800	1.1

Note: Bronze fixture at a typical mounting angle of 30° from vertical  
All figures based on minimum footcandle (FC) of 0.5 and 4000K CCT

Technical Information

Series	Voltage (V)	Power (W)	Delivered Lumens*	Efficacy (lm/w)*	CCT	CRI*	Protocol
FTS20C	120-277V, 50/60Hz	22.8	2034	89.2	3000K - 5000K	84	Bluetooth Mesh 4.0

\* Based on factory default setting of 4000K CCT