

Project		Catalog #		Type	
Prepared by		Notes		Date	



Metalux

SNLED Base

LED Striplight

Typical Applications

Commercial • Industrial • Retail • Residential • Storage / Utility • Coves • Display Cases • Shops • Task and General Area Lighting

Interactive Menu

- Order Information [page 2](#)
- Photometric Data [page 3](#)
- Product Warranty

Product Certification



Product Features

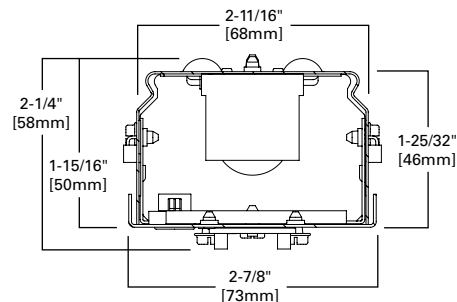
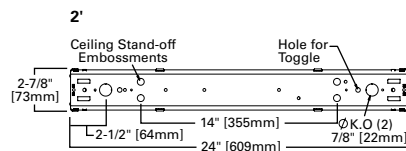


Safe and convenient means of disconnecting power

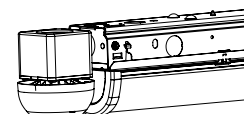
Top Product Features

- Standard (SL) and High lumen/High Efficacy (HL) packages
- High efficiencies - up to 153 LPW
- Three different lens types for optical control
- Two different reflectors for precise distribution control
- Available CCT: 3000K, 3500K, 4000K and 5000K
- Minimum CRI of 80; 90 CRI available

Dimensional Details



ZW-SWPD3 Sidecar



Order Information

SAMPLE ORDER NUMBER: **4SNLED-LD5-48SL-UNV-L840-U**

Length	Series	Lamp Type	Lumen Package	Voltage	Options
Length	Series	Lamp Type	Lumen Package ⁽¹⁾	Voltage	Options
2=2' Length 4=4' Length 8T=8' Length	SNLED=Commercial LED Striplight ⁽⁹⁾	LD5=LED 5.0	Stocked Lumen Packages 24SL ⁽²⁾ 28SL ⁽²⁾ 32SL 48SL 80SL 88SL MTD Lumen Packages 20SL ⁽²⁾ 36SL 37HL 40SL 44SL 52SL 56SL 56HL 60SL 60HL 64SL 64HL 68SL 72SL 85HL 96SL 104SL 112SL ⁽⁴⁾ 130HL ⁽⁴⁾ 170HL ⁽³⁾	UNV=Universal Voltage 120-277 347V=347V 480V=480V ⁽⁵⁾	Emergency EL7W=7-watt, 120V-277V emergency battery pack installed ^{(6),(8)} EL14W=14-watt 120V-277V emergency battery pack installed ^{(6),(8)} GTR2=Bodine Generator Transfer Relay ⁽⁹⁾ ETRD=Iota Emergency Transfer Relay with dimming control ⁽⁹⁾ Wiring PI/CPI=Plug in and cross over plug in options ⁽¹¹⁾ PC6/515P=(NEMA 5-15P) 6' Cord with NEMA Straight Plug ^{(10),(11)} PC6/L715=(NEMA L7-15P) 6' Cord with NEMA Twist Plug ^{(10),(11)} Motion Sensors ⁽¹²⁾ LB-ERMS360=360' Low Bay Motion Sensor - End of Row LB-MRMS360=360' Low Bay Motion Sensor - Middle of Row HB-ERMS360=360' High Bay Motion Sensor - End of Row ⁽⁷⁾ HB-MRMS360=360' High Bay Motion Sensor - Middle of Row ⁽⁷⁾ CCT / CRI L830=3000K, 80 CRI L835=3500K, 80 CRI L840=4000K, 80 CRI L850=5000K, 80 CRI L930=3000K, 90 CRI L935=3500K, 90 CRI L940=4000K, 90 CRI L950=5000K, 90 CRI ZW-SWPD3=WaveLinX Wireless Sensor, Sidecar mount, with 1200 sq ft. coverage ⁽¹³⁾
	Notes (1) DesignLights Consortium® Qualified and classified for both DLC Standard and DLC Premium, refer to www.designlights.org for details.		Notes (2) Available in 2 ft. and 4 ft. (3) Requires two drivers. (4) DALI and Step-dim versions require two drivers.	Notes (5) 4 ft. and 8 ft. only.	Notes (6) 4 ft. and 8 ft. only. (7) Motion Sensor offers dimmability. (8) With integral test switch/indicator/laser test. For approximate delivered lumens multiply the lumens per watt of the desired fixture by the wattage of the emergency battery pack (100 lm/W x 7=700 lumens). IES-format photometry for luminaire under emergency operation available. (9) Used to bypass local control during outage. Must be used in conjunction with UL 1008 device (provided by others). GTR2 option includes 2 relays on fixtures with dimming drivers. ETRD option only requires one relay when used on a dimming fixture. Must specify voltage as 120V or 277V when ordering these devices. (10) Most common C&P shown. Must specify location for cord. All "end" locations will be on the end with sensor installed. (11) Consult tech support on numerous options for this feature. (12) Sensors provided in separate externally mounted enclosure. See SRL spec sheet for fully integrated/connected sensors. (13) Not compatible with EL options. Not available with 347V, 480V, or UNC. Not available with 5LTD option. End row mounting only.

Driver Type	Number of Drivers	Packaging	Accessories
Drive Type	Number of Drivers	Packaging	Accessories (order separately)
CD=0-10V Dimming Driver (10% - 100% Dimming) HCD=0-10V Dimming Driver (1% - 100% Dimming) SD=Step-dim (Bi Level) ⁽¹⁴⁾ 5LTD=Fifth Light (DALI) Driver ^{(14),(15)}	1=1 Driver 2=2 Drivers	U=Unit Pack	(Order Separately) AYC=Chain/Set=36" Chain Hanger (Use 1 set per fixture) SCF=Fixed Stem Set (Specify Length) SCS=Swivel Stem Set (Specify Length) SCA=Adjustable 48" Stem Set EYE CHAIN SET/3FT=Eye Bolt Chain (Use 1 set per fixture) WG/SNF-2FT=2' Wire Guard WG/SNF-4FT=4' Wire Guard A1B/Spacer-U=Spacer 1-1/2" to 2-1/2" from ceiling (Use 2 per fixture) TOGGLE=Single Toggle No. 2 (Specify Length) Y-TOGGLE=Y Toggle No. 2 (Specify Length) SNLED-LENS-LW-2FT-U=Replacement Lens 2 ft, Full Frost SNLED-LENS-LN-2FT-U=Replacement Lens 2 ft, Semi Frost SNLED-LENS-LC-2FT-U=Replacement Lens 2 ft, Clear SNLED-LENS-LW-4FT-U=Replacement Lens 4 ft, Full Frost SNLED-LENS-LN-4FT-U=Replacement Lens 4 ft, Semi Frost SNLED-LENS-LC-4FT-U=Replacement Lens 4 ft, Clear GRP-SNF-U=Gripper Hanger 550702P PK=SNLED Long Row Aligner Extension
Notes (14) 4 ft. and 8 ft. only. (15) For a complete listing of Fifth Light products, visit www.eaton.com/lightingsystems			

Product Specifications

Construction

- Die-formed of cold rolled steel with numerous knockouts for easy installation
- Groove for Tong Hanger
- Convertible end plate for continuous row alignment
- Channel/wireway cover secured with sheet metal screws
- Surface, pendant or stem mounting

Controls

- 0-10V dimming drivers to 10% or to 1% options
- Combine with energy-saving products like occupancy sensors, daylighting controls and lighting relay panels to maximize energy savings
- For motion control, reference options for both end and middle of the row applications
- Step-dimming option
- Fifth Light DALI 2.0 driver option

Electrical

- Long-life LED system with electrical driver for optimal performance
- LED's available in 3000K, 3500K, 4000K or 5000K with CRI of 80 standard or optional 90 CRI
- TM21 rating up to L87 >60,000 hours
- Electronic drivers available for 120-277V, 347V and 480 applications
- Operating temperature of -20°C to 40°C; Ideal for cold storage environments

Emergency Battery Pack Option

- Optional 120V-277V integral emergency battery pack available in 7W or 14W
- 90-minute backup period for code compliance
- Test switch with laser pointer allows safe testing from floor
- Patented EZ Key prevents accidental discharge during construction
- Generator transfer options available

Compliance

- cULus Listed for damp locations
- RoHS compliant
- Complies with IESNA LM-79 and LM-80 standards
- NEMA 410 compliant (drivers)
- State of California Title 24 high efficacy luminaire
- DesignLights Consortium® Qualified and classified for DLC Standard and DLC Premium (refer to www.designlights.org)
- Suitable for closet use when installed to NEC 410.16 spacings standards

Warranty

- Five year warranty

Photometric Data

[View IES files](#)

Energy and Performance Data

SNLED Type	Lumen Type	Length	Catalog Number	Nominal 3500K Lumens	Wattage	lm/W
Base	Standard	2 ft.	2SNLED-LD5-20SL-UNV-L8XX-CD1-U	2005	14	140.5
Base	Standard	2 ft.	2SNLED-LD5-24SL-UNV-L8XX-CD1-U	2476	18	136.8
Base	Standard	2 ft.	2SNLED-LD5-28SL-UNV-L8XX-CD1-U	2810	21	132.1
Base	High	2 ft.	2SNLED-LD5-37HL-UNV-L8XX-CD1-U	3799	27	143.0
Base	Standard	4 ft.	4SNLED-LD5-20SL-UNV-L8XX-CD1-U	1934	13	148.4
Base	Standard	4 ft.	4SNLED-LD5-24SL-UNV-L8XX-CD1-U	2398	16	149.8
Base	Standard	4 ft.	4SNLED-LD5-28SL-UNV-L8XX-CD1-U	2761	18	149.7
Base	Standard	4 ft.	4SNLED-LD5-32SL-UNV-L8XX-CD1-U	3148	21	148.7
Base	Standard	4 ft.	4SNLED-LD5-36SL-UNV-L8XX-CD1-U	3649	25	146.6
Base	Standard	4 ft.	4SNLED-LD5-40SL-UNV-L8XX-CD1-U	4014	28	144.9
Base	Standard	4 ft.	4SNLED-LD5-44SL-UNV-L8XX-CD1-U	4367	31	142.9
Base	Standard	4 ft.	4SNLED-LD5-48SL-UNV-L8XX-CD1-U	4827	35	139.9
Base	Standard	4 ft.	4SNLED-LD5-52SL-UNV-L8XX-CD1-U	5167	38	137.4
Base	Standard	4 ft.	4SNLED-LD5-56SL-UNV-L8XX-CD1-U	5604	41	136.4
Base	Standard	4 ft.	4SNLED-LD5-60SL-UNV-L8XX-CD1-U	6015	46	130.4
Base	Standard	4 ft.	4SNLED-LD5-64SL-UNV-L8XX-CD1-U	6504	52	125.9
Base	Standard	4 ft.	4SNLED-LD5-68SL-UNV-L8XX-CD1-U	6781	55	123
Base	High	4 ft.	4SNLED-LD5-56HL-UNV-L8XX-CD1-U	5634	37	152
Base	High	4 ft.	4SNLED-LD5-60HL-UNV-L8XX-CD1-U	5894	39	150.9
Base	High	4 ft.	4SNLED-LD5-64HL-UNV-L8XX-CD1-U	6421	43	148.9
Base	High	4 ft.	4SNLED-LD5-85HL-UNV-L8XX-CD1-U	8471	62	136.3
Base	Standard	8 ft.	8TSNLED-LD5-64SL-UNV-L8XX-CD1-U	6296	42	147.8
Base	Standard	8 ft.	8TSNLED-LD5-72SL-UNV-L8XX-CD1-U	7298	50	146.6
Base	Standard	8 ft.	8TSNLED-LD5-80SL-UNV-L8XX-CD1-U	8028	55	144.9
Base	Standard	8 ft.	8TSNLED-LD5-88SL-UNV-L8XX-CD1-U	8734	61	142.9
Base	Standard	8 ft.	8TSNLED-LD5-96SL-UNV-L8XX-CD1-U	9654	69	139.9
Base	Standard	8 ft.	8TSNLED-LD5-104SL-UNV-L8XX-CD1-U	10334	75	137.4
Base	Standard	8 ft.	8TSNLED-LD5-112SL-UNV-L8XX-CD1-U	11208	82	136.4
Base	High	8 ft.	8TSNLED-LD5-130HL-UNV-L8XX-CD1-U	12842	86	148.9
Base	High	8 ft.	8TSNLED-LD5-170HL-UNV-L8XX-CD2-U	16942	124	136.3

*Stocked in either 3500K or 4000K. Check Flash for stock availability.

CCT Table

Approximate Color Temperature Multiplier	
2700K	.93
3000K	.98
3500K	1.0
4000K	1.02
5000K	1.02

CRI

Lumen multiplier (80CRI to 90CRI)			
3000K	3500K	4000K	5000K
0.805	0.840	0.846	0.901

Shipping Data

Length	Wt.
2 ft.	3.8 lbs.
4 ft.	7.2 lbs.
8 ft.	13.1 lbs.