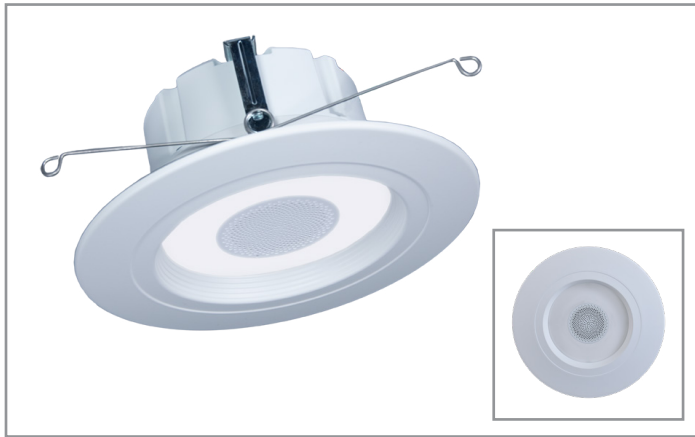


Project		Catalog #		Type	
Prepared by		Notes		Date	



HALO HOME

Smart Bluetooth Speaker Downlight

5/6-Inch Integrated Bluetooth Speaker and Smart LED Retrofit Module

Typical Applications
Residential

Interactive Menu

- Order Information [page 2](#)
- Product Specifications [page 3](#)
- Energy & Performance Data [page 4](#)
- Product Warranty

Product Certification



-CA models only

DAMP LOCATION

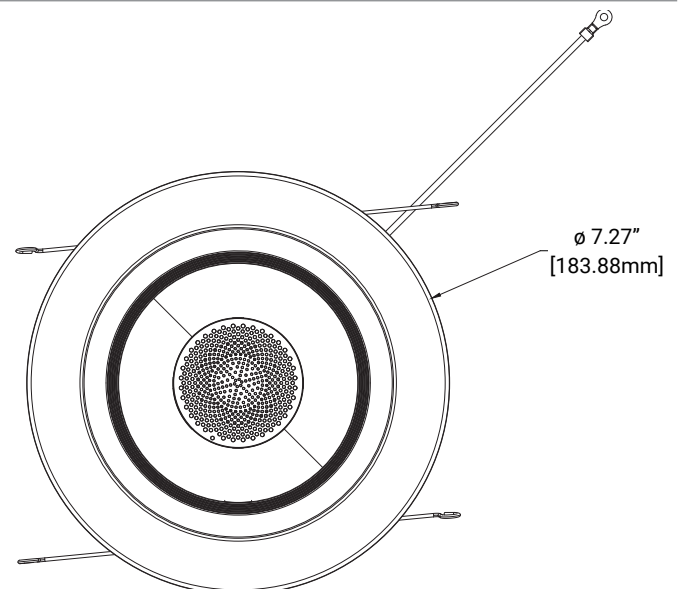
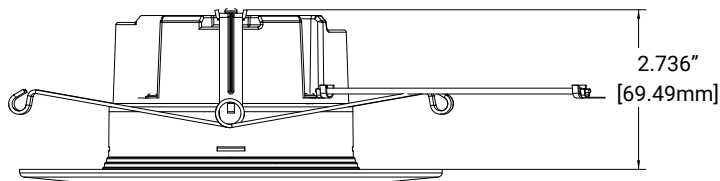
Product Features



Top Product Features

- Integrated Bluetooth Speaker can be used alone or grouped with up to 7 other Smart Speaker Downlights.
- Adjustable white tuning: 2700K - 5000K, 90 CRI
- Connect the light component to the HALO Home Bluetooth Mesh for wireless control, no hub or internet required
- Suitable for new construction, remodel and retrofit
- Certified for use with HALO 5" & 6" housings along with other manufacturers 5" & 6" housings (See chart)

Dimensions



Order Information

SAMPLE ORDER NUMBER: **RL56069B4WHBLE**

Module	Lumens	CRI/CCT	Protocol	Finish	Type	Optional
Module	Lumens	CRI/CCT	Protocol	Finish	Type	Optional
RL56 = HALO Home LED Retrofit	06 = 600 Lumens (nominal)	9 = 90 CRI minimum, white tuning, select CCT 2700K – 5000K, in the mobile app	B4 = Bluetooth Mesh wireless control, 4.0	WH = matte white baffle trim	BLE = Bluetooth Speaker	-CA = California T24 Compliant

Housings

Housings	
<p>Halo LED 5-inch H550ICAT = 5" LED, Insulated Ceiling, Air-Tite, New Construction Housing H550RICAT = 5" LED, Insulated Ceiling, Air-Tite, Remodel Housing E550ICAT = 5" LED, Insulated Ceiling, Air-Tite, New Construction Housing E550RICAT = 5" LED, Insulated Ceiling, Air-Tite, Remodel Housing</p> <p>Halo LED 6-inch H750ICAT = 6" LED, Insulated Ceiling, Air-Tite, New Construction Housing H750RICAT = 6" LED, Insulated Ceiling, Air-Tite, Remodel Housing H750T = 6" LED, Non-IC, Air-Tite, New Construction Housing H750TCP = 6" LED, Non-IC, New Construction/Remodel Chicago Plenum Housing H2750ICAT = 6" LED, Shallow, Insulated Ceiling, Air-Tite, New Construction (use with 691X, 694X, 696X trims only) H2750RICAT = 6" LED, Shallow, Insulated Ceiling, Air-Tite, Remodel (use with 691X, 694X, 696X trims only) E750ICAT = 6" LED, Insulated Ceiling, Air-Tite, New Construction Housing E750RICAT = 6" LED, Insulated Ceiling, Air-Tite, Remodel Housing</p> <p>Halo LED retrofit ML7E26RFK = 6" Retrofit Enclosure, Non-IC, E26 Screw base Interface ML7BXFK = 6" Retrofit Enclosure, Non-IC, BX Whip Halo Shallow Housings 5-inch H25ICAT = 5" Shallow, Insulated Ceiling, Air-Tite New Construction H25RICAT = 5" Shallow, Insulated Ceiling, Air-Tite Remodel H25ICATNB = 5" Shallow, Insulated Ceiling, Air-Tite New Construction, No Socket Bracket</p> <p>Halo Shallow Housings 6-inch H27ICAT = 6" Shallow, Insulated Ceiling, Air-Tite New Construction H27RICAT = 6" Shallow, Insulated Ceiling, Air-Tite Remodel Housing H27T = 6" Shallow, Non-IC, New Construction Housing H27RT = 6" Shallow, Non-IC, Remodel Housing E27ICAT = 6" Shallow, Insulated Ceiling, Air-Tite New Construction E27RICAT = 6" Shallow, Insulated Ceiling, Air-Tite Remodel Housing E27TAT = 6" Shallow, Non-IC, New Construction Housing E27RTAT = 6" Shallow, Non-IC, Remodel Housing</p>	<p>Halo Standard Housings 5-inch H5ICAT = 5" Insulated Ceiling, Air-Tite New Construction Housing H5RICAT = 5" Insulated Ceiling, Air-Tite Remodel Housing H5ICATNB = 5" Insulated Ceiling, Air-Tite New Construction Housing, No Socket Bracket H5T = 5" Non-IC, New Construction Housing H5RT = 5" Non-IC, Remodel Housing H5TNB = 5" Non-IC, New Construction Housing, No Socket Bracket E5ICAT = 5" Insulated Ceiling, Air-Tite New Construction Housing E5RICAT = 5" Insulated Ceiling, Air-Tite Remodel Housing E5ICATNB = 5" Insulated Ceiling, Air-Tite New Construction Housing, No Socket Bracket E5TAT = 5" Non-IC, New Construction Housing E5RTAT = 5" Non-IC, Remodel Housing E5TATNB = 5" Non-IC, New Construction Housing, No Socket Bracket</p> <p>Halo Standard Housings 6-inch H7ICAT = 6" Insulated Ceiling, Air-Tite New Construction Housing H7RICAT = 6" Insulated Ceiling, Air-Tite Remodel Housing H7ICT = 6" Insulated Ceiling, New Construction Housing H7RICT = 6" Insulated Ceiling, Remodel Housing H7ICATNB = 6" Insulated Ceiling, Air-Tite New Construction Housing, No Socket Bracket H7ICTNB = 6" Insulated Ceiling, New Construction Housing, No Socket Bracket H7T = 6" Non-IC, New Construction Housing H7RT = 6" Non-IC, Remodel Housing H7TNB = 6" Non-IC, New Construction Housing, No Socket Bracket H7TCP = 6" Non-IC, Chicago Plenum, New Construction/Remodel Housing H7UICAT = 6" Insulated Ceiling, Universal, Air-Tite, New Construction Housing E7ICAT = 6" Insulated Ceiling, Air-Tite New Construction Housing E7RICAT = 6" Insulated Ceiling, Air-Tite Remodel Housing E7ICATNB = 6" Insulated Ceiling, Air-Tite New Construction Housing, No Socket Bracket E7TAT = 6" Non-IC, New Construction Housing E7RTAT = 6" Non-IC, Remodel Housing E7TATNB = 6" Non-IC, New Construction Housing, No Socket Bracket</p>

The Smart Bluetooth Speaker Downlight is UL Classified for retrofit in any 5"/6" diameter recessed housing constructed of steel or aluminum with an internal volume that exceeds 107.9 in3 in addition to those noted above.

For housings that do not have torsion spring receivers use HALO Retrofit Adapter Band: ML7RAB.

Accessories

Accessories
HE26LED = E26 Medium Socket adapter for LED retrofit (Included in all SKUs except the -CA version)

Product Specifications

Wireless System

- For use with the Halo Home mobile app.
- Bluetooth low energy (BLE) mesh allows on/off, white tuning and lumen output to be controlled wirelessly with companion wall switches, smart phones and tablets using Halo Home mobile application.
- Setup Groups, Scenes, and Schedules to automate lighting with the HALO Home mobile app.

Wireless Pairing

- See online HALO Home Quick Start Guides for commissioning, setup, how-tos and troubleshooting – including our Installation Guide go to: support.BringHaloHome.com

Lighting Bluetooth Mesh

- HALO Home products work better together. Expand and strengthen the Bluetooth network range by adding HALO Home devices
- **Commissioning and Set up:** Smartphone(s) will need to be within range (~35 ft line-of-sight) of a HALO Home product to commission and set up.
- **Control:** Smartphone(s) will need to be within range (~35 ft line-of-sight) of any HALO Home product to control anything within the mesh. (add remote access to a HALO Home installation by installing the optional Bridge)
- Device-to-device communication is ~100 ft line-of-sight
- Remote access to HALO Home lighting is available with the optional Smart Bridge
- Max Devices/Account: 200
- Learn more at BringHaloHome.com

Bluetooth Audio

- Speaker connects via standard Bluetooth audio connections rather than the Bluetooth Mesh smart lighting network
- HALO Home speaker groups can be created by connected up to 7 Satellite Speakers to a single Primary Speaker.
- Bluetooth Audio Range:
 - Smartphone to Primary Speaker: ~33ft line-of-sight
 - Primary Speaker to Satellite Speakers: ~33ft line-of-sight

Control & Dimming

- Prefer constant power so they can repeat or respond to lighting control messages with the Bluetooth Mesh from mobile app, voice (via the optional Bridge), or Controller.
- Flicker-free dimming from 100%-5% via app or HALO Home Controllers
- To provide constant power and for best results wire to HALO Home (Remote) Controllers:
 - Accessory Dimmer
 - Accessory Switch (ON/OFF)
 - Scene Keypad (Hardwired)
- If not installing with a HALO Home Controller, these smart lights can be used with standard ON/OFF switches, although this is not recommended due to:
 - Reduced number of powered products within the Bluetooth Mesh
 - Risk of accidental factory resets.
- IMPORTANT: Leaving lights on for less than 13-seconds, 4 times in a row (regardless of OFF time) can trigger a factory reset.
- Because these dim in response to wireless Bluetooth messages - DO NOT USE WITH OTHER MANUFACTURER'S DIMMERS

Power Cycle Behavior

- An unpaired HALO Home Smart Light will turn lighting ON to 100% and will flash twice each time it is power cycled.
- Once paired, a HALO Home Smart Light will return to its last known ON dim level as a safety precaution. *(If the lighting was OFF previous to the power cycle, lighting will turn ON when power is restored.)*

Module - Trim

- Module construction includes LED Array, heat sink, reflector, lens, baffle and trim ring.
- Regressed baffle
- Heat sink designed to conduct heat away from the LED Array, keeping the junction temperatures below specified maximums, even when installed in insulated ceiling environments.

Gasket

- Closed-cell gasket achieves restrictive airflow (ASTM-283) and damp location listing without additional gaskets or caulking

LED Array

- Mid power LED array provides a uniform source with high efficiency and no pixilation.
- 90 CRI minimum, R9 greater than 50
- Color accuracy within 3 SDCM at the CCT endpoints and 4 SDCM in between endpoints, provide color accuracy and uniformity.
- Color Temperature (CCT) has an adjustable range from 2700K to 5000K within the mobile app (factory default 3000K)
- 50,000 hour life

Optics

- Regressed lens
- Impact-resistant polycarbonate
- Convex form and lamp-like appearance
- Diffuse for even illumination

Driver

- Integral 120V 60 Hz constant current driver provides noise free operation
- Inline electrical quick connect and E26 adapter (provided in non California version) provides mains connections
- Consult instruction sheets and quick start guide for more information

Dimming

- Dim via the HALO Home mobile app or HALO Home remote controllers like the Accessory Dimmer, Anyplace Dimmer or Scene Keypad.
- Flicker-free dimming from 100% to 5%
- Do not use with any other manufacturer's dimmers.
- Can be used with standard ON/OFF switch but not recommended due to reducing powered devices within the Bluetooth Mesh.

Retention

- Integral torsion springs for quick and secure installation

Compliance

- UL Certified for US and Canada for use with Halo housings and other's housings
- Damp location listed
- EMI/RFI emissions per FCC 47CFR Part 15 consumer limits
- Contains no mercury or lead and RoHS compliant
- Photometric testing in accordance with IES LM-79-08
- Lumen maintenance projections in accordance with IES LM-80-08 and TM-21-11
- Can be used for State of California Title 24 high efficacy luminaire compliance. Complies with Title 24 JA8-2019-E.
- FCC ID - 2AKCY-RL56BBLES
- IC Code - 4706A-RL56BBLES

Warranty

- Five-year limited warranty, consult website for details: www.cooperlighting.com/legal

Energy and Performance Data

Standard Efficacy Versions

Catalog Number	Lumens	Watts	lm/W
RL56069B4WHBLE	675	13.5	50

Lighting Information

PRODUCT SPECIFICATIONS

Brightness 675 lumens*

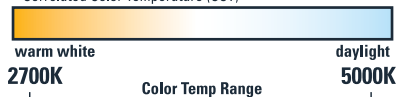
Energy Used 13.5 watts*

Lumens per Watt (Efficacy) 50.0*

Color Accuracy 93

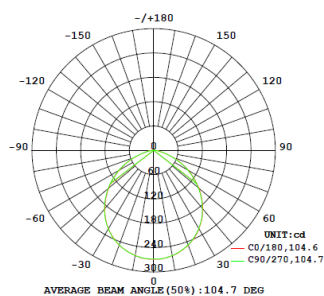
Light Color (CCT)

Correlated Color Temperature (CCT)



* Performance metrics are measured at the factory setting: 3000K

Photometric Data



RL56069B4WHBLE-3000K

Spacing criterion: (0-180) 1.24
(90-270) 1.24
(Diagonal) 1.34

Beam Angle: 104.5°

Field Angle: 150.8°

Lumens: 675

Input Watts: 13.5 W

Efficacy: 50.0 LPW

Test Report:

RL56069B4WHBLE-3000K.ies

Zonal Lumen	Lumens	% Lumens
0-30	214.3	31.1
0-40	336.2	48.8
0-60	574.6	83.4
0-90	689.0	100