

Project		Catalog #		Type	
Prepared by		Notes		Date	



## HALO

### LT4 Selectable CCT – Smooth Splay

4" All-Purpose LED Retrofit Module  
600 Lumen Series

#### Typical Applications

Residential

#### Interactive Menu

- Order Information page 2
- Product Specifications page 3
- Energy Data page 3
- Photometric Data page 4
- Product Warranty

#### Product Certification



Refer to ENERGY STAR® Certified Products List.  
Can be used to comply with California Title 24 High Efficacy requirements.  
Certified to California Appliance Efficiency Database under JAB.

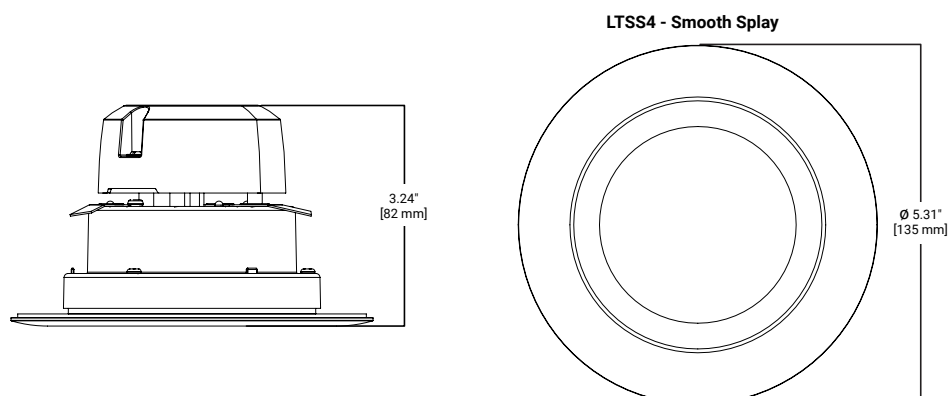
#### Product Features



#### Top Product Features

- Selectable CCT: 2700K, 3000K, 3500K or 3000K, 4000K, 5000K
- Smooth splay
- Dimmable down to 10%
- Retrofits into existing 4" housings
- Use with Halo 4" LED housings - new construction and remodel
- Wet location listed and "dead front"

#### Dimensional and Mounting Details



## Order Information

SAMPLE ORDER NUMBER: **LTSS4069FS351EWHWR**

A complete luminaire consists of a housing and a LED integrated trim, order separately.

Module	Lumens	CRI/CCT	Driver	Finish	Packaging
<b>LTSS4</b> = 4-inch LED retrofit module, smooth splay	<b>06</b> = 600 lumens (nominal)	<b>9FS23</b> = 90 CRI min, 2700K, 3000K, 3500K selectable CCT <b>9FS35</b> = 90 CRI min, 3000K, 4000K, 5000K selectable CCT	<b>1E</b> = 120V 60Hz, LE & TE phase cut 10% dimming	<b>WHW</b> = Matte white flange, white splay	<b>R</b> = Recyclable 4-color unit carton

## Accessories

Accessories
<b>HE26LED</b> = Replacement medium base (E26) screw base adapter (one included with unit)

## Housings

Housings
<p><b>Halo Ultra-shallow LED Housings</b>  <b>H245ICAT</b> = 4" IC, airtight ultra-shallow new construction housing, LED, 120 - 277V  <b>H245RICAT</b> = 4" IC, airtight ultra-shallow remodeler housing, LED, 120 - 277V</p> <p><b>Halo LED Housings</b>  <b>H995ICAT</b> = 4" IC, airtight shallow new construction housing, LED, 120 - 277V  <b>H995RICAT</b> = 4" IC, airtight shallow remodeler housing, LED, 120 - 277V  <b>H450FR2ICATD010</b> = 4" fire safe new construction housing for phase-cut and 0-10V LED retrofit modules, 120-277V</p> <p><b>Halo Housings</b>  <b>H99TAT</b> = 4" non-IC, airtight shallow new construction housing, E26, 120V  <b>H99RTAT</b> = 4" non-IC, airtight shallow remodeler housing, E26, 120V  <b>H99ICAT</b> = 4" IC, airtight shallow new construction housing, E26, 120V  <b>E4TATSB</b> = 4" non-IC, airtight shallow new construction housing, adjustable socket bracket, E26, 120V  <b>E4RTATSB</b> = 4" non-IC, airtight shallow remodeler housing, adjustable socket bracket, E26, 120V  <b>E4ICATSB</b> = 4" non-IC, airtight shallow new construction housing, adjustable socket bracket, E26, 120V</p>

**LT4 Series LED Retrofit is UL Classified for retrofit in the following 4" recessed housings:**The LT Series LED light module - trim combination is UL/cUL Listed or UL Classified for use with any 4" diameter recessed housing constructed of steel or aluminum with an internal volume that exceeds 62.3 in<sup>3</sup> in addition to those noted above.

## Specification Features

### Module

- LED module consists of LED array, optical assembly, driver and self-flanged trim
- Smooth splay
- Achieving L70 at 35,000 hours in IC and non-IC applications

### Gaskets

- Closed cell gasket achieves restrictive airflow requirements without additional caulking

### LED Array

- A plurality of low power LEDs provide a uniform source with high efficiency and long life
- Available in 90 CRI minimum, R9 greater than 50 and color accuracy within 4 SDCM provide color accuracy and uniformity
- Available in 3-color selectable CCT: choose 2700K, 3000K, 3500K or 3000K, 4000K, 5000K

### Optical Assembly

- Optical assembly provides wide distribution useful for general and task lighting
- Diffuse injection molded lens with contoured profile provides uniformity and a familiar lamp like appearance
- Meets ENERGY STAR® color angular uniformity requirements

### Driver

- Integral 120V 60 Hz constant current driver provides high efficiency operation
- Continuous, flicker-free dimming from 100% to 10% with select leading or trailing edge 120V phase cut dimmers – consult dimming guide for more information
- Consult dimmer manufacturer for compatibility and conditions of use
- Inline electrical quick connect and E26 adapter (provided) provides mains connection
- A separate ground wire and mounting hardware insures proper ground connection to housing

### Retention

- Heat treated friction blades hold module securely to the housing
- Push-n-Twist feature pulls housing tight to ceiling by rotating clockwise
- Friction blades swing out of position by rotating counter-clockwise from below the ceiling for service or replacement

### Trim

- One-piece smooth splay or step baffle and self-flanged trim ring provides lens regression and reduces light leaks
- Injection molded plastic construction is impact resistant and non-corrosive
- Non-conductive construction meets most local code 'dead front' requirements

### Compliance

- UL Certified for US and Canada for use with Halo housings, classified for use with other's housings, see instruction sheet for conditions of acceptability
- Wet location listed
- Air-tite per ASTM-E283
- Suitable for use in clothes closets when installed in accordance with the NEC 410.16 spacing requirements
- EMI/RFI emissions per FCC 47CFR Part 15 consumer limits
- Contains no mercury or lead and RoHS compliant
- Photometric testing in accordance with IES LM79-08
- Lumen maintenance projections in accordance with IES LM-80-08 and TM-21-11
- Can be used for State of California Title 24 high efficacy luminaire compliance, reference the California Energy Commission Title 20 Appliance Efficiency Database for current listings
- ENERGY STAR® listed, reference database for current listings
- Meets State of California voluntary lamp standards

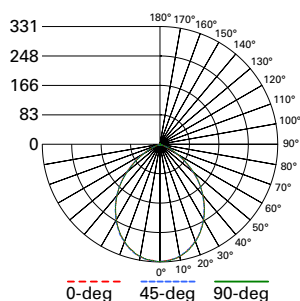
### Warranty

- Five year limited warranty, consult website for details. [www.cooperlighting.com/legal](http://www.cooperlighting.com/legal)

## Energy Data

Energy Data	
Lumens	600 Series
Input Voltage	120V
Input Current	0.06 (A)
Input Power	6.97 (W)
Efficiency	Up to 84 (LPW)
Inrush	2 (A)
THD: ≤ 17.2%	
PF: ≥ 0.960	
T Ambient -30 - +40°C	
Sound Rating ≤ 23dba	

## Photometric Data

[View IES files](#)


### LTSS4069FS231EWHWR - 2700K

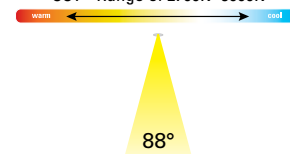
Spacing criterion: (0-180) 1.12  
(90-270) 1.13  
(Diagonal) 1.21

Beam Angle: 88°  
Lumens: 635  
Input Watts: 6.9 W  
Efficacy: 92 LPW  
UGR: 19  
Test Report:  
LTSS4069FS231EWHWR.ies

Zonal Lumen	Lumens	% Lumens
0-30	241	37.9
0-40	376	59.3
0-60	578	91.1
0-90	631	99.5

TM-30-15	Rf = 92
	Rg = 99
CRI/CIE	Ra = 94
	R9 = 62

CCT - Range of 2700K- 5000K

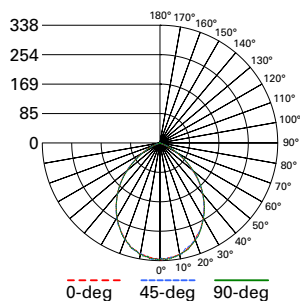


### LT4 3CCT Splay - 2700K / 3000K / 3500K

CCT	Watts	lumens	LPW	CRI
2700K	7.1	605	85.2	93
3000K	6.8	665	97.7	93
3500K	7.1	660	93.0	92

### LTSS4069FS231EWHWR - 3000K

PRODUCT SPECIFICATIONS	
Lumens	665
Watts	6.8
Lumens Per Watt (Efficacy)	97.7
Color Accuracy (CRI)	93
Light Color (CCT)	3000K
Correlated Color Temperature (CCT)	



### LTSS4069FS351EWHWR - 3000K

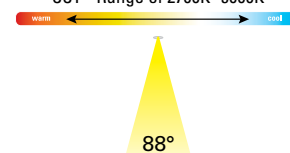
Spacing criterion: (0-180) 1.12  
(90-270) 1.12  
(Diagonal) 1.2

Beam Angle: 88°  
Lumens: 646  
Input Watts: 6.95 W  
Efficacy: 93 LPW  
UGR: 19  
Test Report:  
LTSS4069FS351EWHWR.ies

Zonal Lumen	Lumens	% Lumens
0-30	245	37.9
0-40	383	59.2
0-60	589	91.1
0-90	643	99.5

TM-30-15	Rf = 92
	Rg = 99
CRI/CIE	Ra = 94
	R9 = 63

CCT - Range of 2700K- 5000K



### LT4 3CCT Splay - 3000K / 4000K / 5000K

CCT	Watts	lumens	LPW	CRI
3000K	7.1	640	90.1	92
4000K	6.8	680	100.0	93
5000K	7.1	655	92.3	92

### LTSS4069FS351EWHWR - 3000K

PRODUCT SPECIFICATIONS	
Lumens	640
Watts	7.1
Lumens Per Watt (Efficacy)	90.1
Color Accuracy (CRI)	92
Light Color (CCT)	3000K
Correlated Color Temperature (CCT)	