

# COOPER LIGHTING - ALL-PRO™

## DESCRIPTION

The ALL-PRO™ LED Area and Wall Light with Dusk-to-Dawn photo control incorporates sustainable LED technology into a reliable security solution that provides nighttime ON and daytime OFF settings. This fixture provides larger area coverage than standard 65W CFL, 100W mercury vapor and 200W incandescent area lights while achieving substantial energy and maintenance savings. Perfect for illuminating large areas like barns, side roads, pathways or security lighting.

<b>Catalog #</b>		<b>Type</b>
<b>Project</b>		
<b>Comments</b>		<b>Date</b>
<b>Prepared by</b>		

## SPECIFICATION FEATURES

### Construction

- Durable die-cast aluminum housing suitable for wet locations
- UV stable acrylic lens
- Open bottom provides “bug free” maintenance
- Available in bronze or gray finish
- Suitable for wall or pole mount applications
- Fits 1-5/8 in. outer diameter pole mounting arm

### Electrical

- Maintenance-free LEDs with L70 50,000 hours of life
- Fixture operating temperature range from -30°C to 40°C
- 12,000 cycle rated integral photo control included
- Electrical operating voltage 120VAC 50/60Hz
- cULus listed for wet locations
- External supply wiring 90°C minimum

### Optics

- Patent-pending precision over-optics for maximum efficiency and area light coverage
- 5000K color temperature perfect for security applications

### Warranty

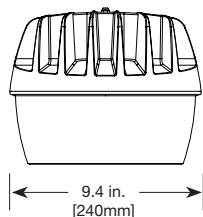
- 5 year limited warranty



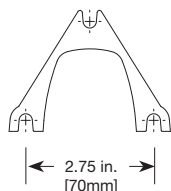
## LED AREA AND WALL LIGHT

## DIMENSIONS

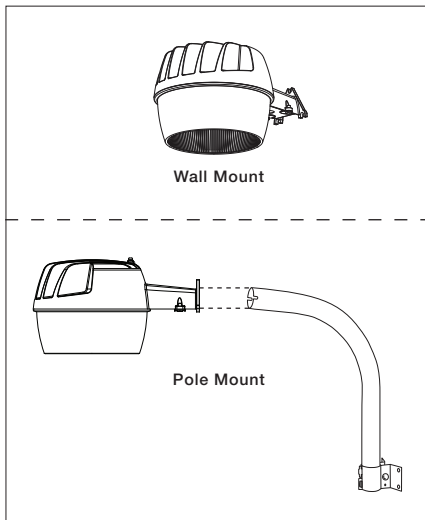
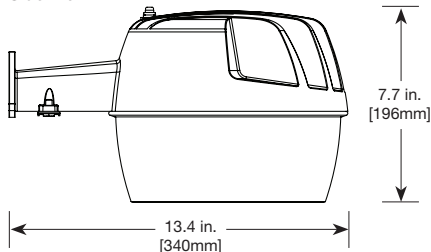
Front View



Mounting Arm Cross-Section



Side View



## ORDERING INFORMATION

Sample Number: AL3050LPCBZ

<input type="text"/>	<input type="text"/>	<input type="text"/>	<input type="text"/>	<input type="text"/>	<input type="text"/>
<b>Application</b> AL = Area Light	<b>Series</b> 30	<b>Color Temperature</b> 50 = 5000K	<b>Lamp Type</b> L = LED	<b>Options</b> PC = Photocontrol	<b>Housing Color</b> BZ = Bronze GY = Gray

### Accessories<sup>1</sup>

EA24 = Mounting arm for pole mount

Notes: <sup>1</sup>Order as separate line item.

Innovation you can rely on™

Sustainable Design



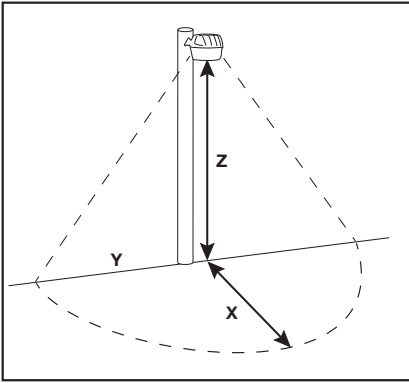
### CERTIFICATION DATA

cULus Wet Location Listed  
Lighting Facts® Approved

### TECHNICAL DATA

-30°C to 40°C Temperature Rating  
External Supply Wiring 90° Minimum  
Wall and Pole Mount

## PHOTOMETRICS



Mounting Height (Z)	Forward Throw (X)	Wall Spread (Y)
10 ft.	26 ft.	52 ft.
12 ft.	29 ft.	58 ft.
15 ft.	32 ft.	64 ft.

Note: Coverage is measured at 0.25 footcandles isoline for AL3050LPCGY.  
See IES files for specific photometrics results.

## Technical Information

		Voltage (V)	Power (W)	Delivered Lumens	Efficacy (Lum/Watt)	LED Color Temperature (K)	CRI
LED Area and Wall Light	Bronze	120	33.5	3100	92	5000	73
	Gray	120	33.5	3100	92	5000	73

## Energy and Maintenance Savings

Savings	LED	65W Compact Fluorescent	100W Mercury Vapor	200W Incandescent
Input power <sup>1</sup>	33.5	83W	129W	200W
Total energy costs	\$260	\$498	\$774	\$1200
Energy savings <sup>2</sup>	No cost	\$234	\$514	\$940
Maintenance savings <sup>3</sup>	No cost	\$280	\$135	\$1,575
Total Savings	No cost	\$518	\$649	\$2,515

<sup>1</sup>Adjusted with ballast loss

<sup>2</sup>Savings based on operating 10hrs, 365 days @ \$0.15/kW-hr for 50,000 hours

<sup>3</sup>Assume 4-in-10 people replace fixtures based on mortality curve and \$30 per replacement

For complete product data, reference the Fluorescent Specification binder. Specifications & dimensions subject to change without notice. Consult your Cooper Lighting Representative for availability and ordering information.