

Replacement parts guide



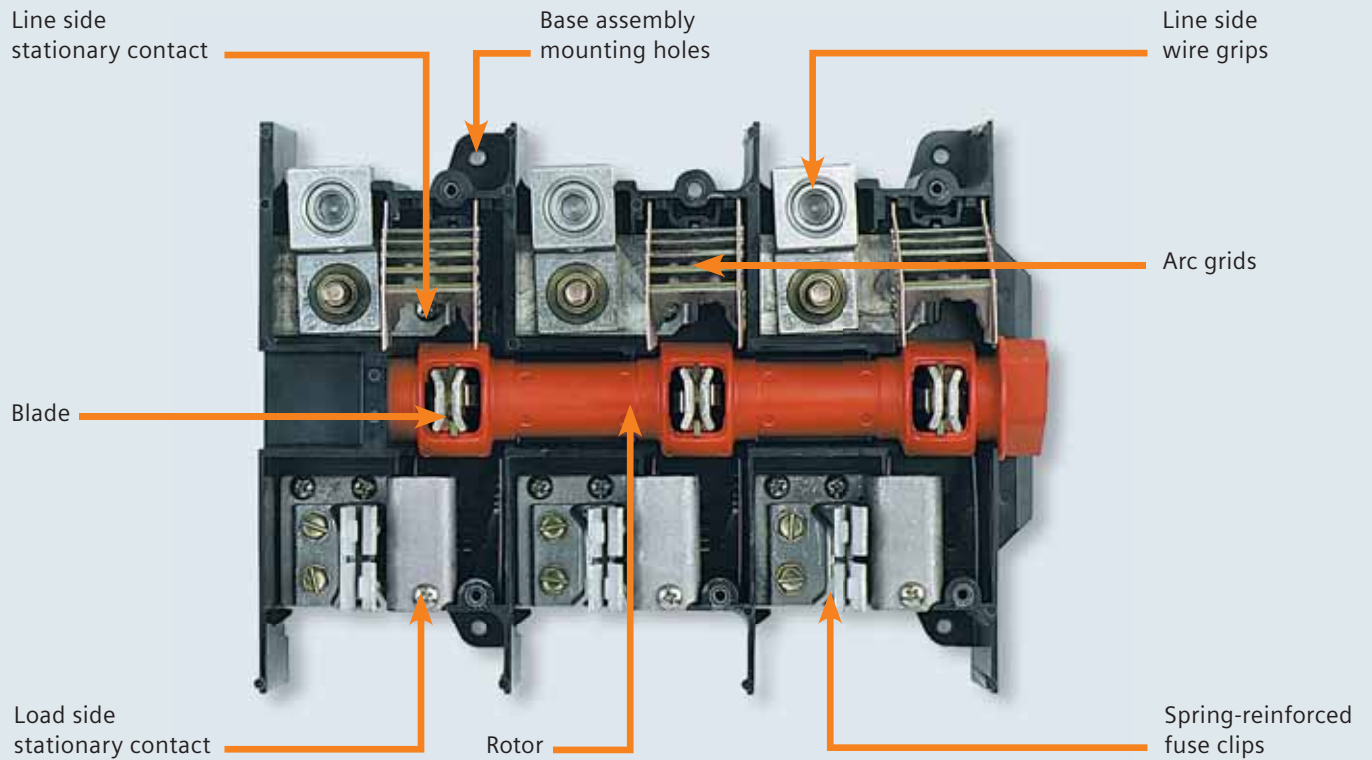
Type VBII Safety Switches

www.usa.siemens.com/switches


SIEMENS

200 amp line base assembly

(Heavy duty switch)



200 amp load base assembly




Note: All parts shown above are included with replacement base and will not be sold separately.

General duty 30 amps

Phenolic base assembly (1 piece design)


Switch catalog number		Base	Neutral
Type 1	Type 3R		
Fusible			
GF221N	GF221NR	W410472A	W410190
GF321N	GF321NR	W410473A	W410190
Non-Fusible			
GNF321	GNF321R	W410473B ¹⁾	W410190



Note: All parts shown above are included with replacement base and will not be sold separately.

1) Neutral not included on non-fuse replacement bases.

General duty 60 amp




Switch catalog number		Line base assembly ^{1) 2)}	Load base assembly ¹⁾	Handle / handle guard	Mechanism assembly	Wire grips assembly ³⁾	Neutral assembly
Type 1	Type 3R						
Fusible							
GF222N GF322N	GF222NR GF322NR	HFB612	HBB612	GH223	HM6123	HL612	HN612
Non-Fusible							
GNF322	GNF322R	HNB612	—	GH223	HM6123	HL612	HN612

1) Line and load base assemblies include wire grips.
 2) Line base assembly does not include neutral assembly.
 3) Three wire grips per kit.


General duty 100 amp

Switch catalog number		Line base assembly ¹⁾²⁾	Load base assembly ¹⁾	Handle / handle guard	Mechanism assembly	Wire grips assembly ³⁾	Neutral assembly
Type 1	Type 3R						
Fusible							
GF223N GF323N	GF223NR GF323NR	HFB63	HBB63	GH223	HM6123	HL63	HN623
Non-Fusible							
GNF323	GNF323R	HNB623	—	GH223	HM6123	HL63	HN623

- 1) Line and load base assemblies include wire grips.
- 2) Line base assembly does not include neutral assembly.
- 3) Three wire grips per kit.



General duty 200 amp



Switch catalog number		Line base assembly ^{1) 2)}	Load base assembly ¹⁾	Handle / handle guard	Mechanism assembly	Wire grips assembly ³⁾	Neutral assembly
Type 1	Type 3R						
Fusible							
GF224N GF324N	GF224NR GF324NR	HFB64	HBB64	GH24	HM64	HL64	HN64
Non-Fusible							
GNF324	GNF324R	HNB64	—	GH24	HM64	HL64	HN64

1) Line and load base assemblies include wire grips.
 2) Line base assembly does not include neutral assembly.
 3) Three wire grips per kit.


General duty 400 amp

Switch catalog number		Line base assembly ^{1) 2) 3)}	Load base assembly ^{1) 2) 3)}	Handle / handle guard	Mechanism assembly	Wire grips assembly ¹⁾	Neutral assembly
Type 1	Type 3R						
Fusible							
GF225N GF225NH GF325N GF325NH	GF225NR GF225NRH GF325NR GF325NRH	HFB65	HBB656	HH65678	HM65	HL65678	HN656
Non-Fusible							
GNF325	—	HNB65	—	HH65678	HM65	HL65678	HN656


1) One wire grip per kit (One wire grip needed for each line pole and each load pole).

2) Wire grips are not provided on line and load base assemblies.

3) Each line and load base assembly contains one pole.



General duty 600 amp



Switch catalog number		Line base assembly ^{1) 2) 3)}	Load base assembly ^{1) 2) 3)}	Handle / handle guard	Mechanism assembly	Wire grips assembly ¹⁾	Neutral assembly
Type 1	Type 3R						
Fusible							
GF226N	GF266NR	HFB66	HBB656	HH65678	HM66	HL65678	HN656
GF226NH	GF226NRH						
GF326N	GF326NR						
GF326NH	GF326NRH						
Non-Fusible							
GNF326	—	HNB66	—	HH65678	HM66	HL65678	HN656

1) One wire grip per kit (Two wire grips needed for each line pole and each load pole).
 2) Wire grips are not provided on line and load base assemblies.
 3) Each line and load base assembly contains one pole.

Heavy duty 30 amp

Switch catalog number				Line base assembly 1) 2)	Load base assembly 1)	Handle / handle guard	Mechanism assembly	Wire grips assembly 3)	Neutral assembly
Type 1	Type 3R	Type 4/4X	Type 12						
240 Volts Fusible									
HF221N HF321N	HF221NR HF321NR	HF221S ⁴⁾ HF321S ⁴⁾	HF221J HF321J	HFB21	HBB21	HH6123 ⁴⁾	HM6123 ⁴⁾	HL612	HN612
600 Volts Fusible									
HF261 HF361 HF361N —	HF261R HF361R HF361NR —	HF261S ⁴⁾ HF361S ⁴⁾ — HF361SW ⁴⁾	HF261J HF361J — HF361JW	HFB612	HBB612	HH6123 ⁴⁾	HM6123 ⁴⁾	HL612	HN612
600 Volts Non-Fusible									
HNF261 HNF361 —	HNF261R HNF361R —	HNF261S ⁴⁾ HNF361S ⁴⁾ HNF361SW ⁴⁾	HNF261J HNF361J — HNF361JW	HNB612	—	HH6123 ⁴⁾	HM6123 ⁴⁾	HL612	HN612


1) Line and load base assemblies include wire grips.

2) Line base assembly does not include neutral assembly.


3) Three wire grips per kit.

4) For Type 4/4X switches, place an "S" on the end of the catalog number for the replacement handle and mechanism. i.e: HH6123 becomes HH6123S.

5) Note: For a replacement door, place "DOOR" at the end of the switch catalog number. i.e: HF221NDOOR.



Heavy duty 60 amp



Switch catalog number				Line base assembly 1) 2)	Load base assembly 1)	Handle / handle guard	Mechanism assembly	Wire grips assembly 3)	Neutral assembly
Type 1	Type 3R	Type 4/4X	Type 12						
240 Volts Fusible									
HF222N	HF222NR	HF222S ⁴⁾	HF222J	HFB22	HBB22	HH6123 ⁴⁾	HM6123 ⁴⁾	HL612	HN623
HF322N	HF322NR	HF322S ⁴⁾	HF322J						
600 Volts Fusible									
HF262	HF262R	HF262S ⁴⁾	HF262J	HFB612	HFB612	HH6123 ⁴⁾	HM6123 ⁴⁾	HL612	HN623
HF362	HF362R	HF362S ⁴⁾	HF362J						
HF362N	HF362NR	—	—						
—	—	HF362SW ⁴⁾	HF362JW						
600 Volts Non-Fusible									
HNF262	HNF262R	HNF262S ⁴⁾	HNF262J	HNB623	—	HH6123 ⁴⁾	HM6123 ⁴⁾	HL612	HN623
HNF362	HNF362R	HNF362S ⁴⁾	HNF362J	HNB623					
HNF362H	HNF362RH	HNF362SH ⁴⁾	HNF362JH	HNB612					
—	—	HNF362SW ⁴⁾	HNF362JW	HNB623					

1) Line and load base assemblies include wire grips.
 2) Line base assembly does not include neutral assembly.
 3) Three wire grips per kit.


4) For Type 4/4X switches, place an "S" on the end of the catalog number for the replacement handle and mechanism. i.e: HH6123 becomes HH6123S.
 5) Note: For a replacement door, place "DOOR" at the end of the switch catalog number. i.e: HF222NDOOR.

Heavy duty 100 amp


Switch catalog number				Line base assembly 1) 2)	Load base assembly 1)	Handle / handle guard	Mechanism assembly	Wire grips assembly 3)	Neutral assembly
Type 1	Type 3R	Type 4/4X	Type 12						
240 and 600 Volts Fusible									
HF223N	HF223NR	HF223S 4)	HF223J	HFB63	HBB63	HH6123 4)	HM6123 4)	HL63	HN623
HF263	HF263R	HF263S 4)	HF263J						
HF323N	HF323NR	HF323S 4)	HF323J						
HF363	HF363R	HF363S 4)	HF363J						
HF363N	HF363NR	—	—						
—	—	HF363SW 4)	HF363JW						
600 Volts Non-Fusible									
HNF263	HNF263R	HNF263S 4)	HNF263J	HNB623	—	HH6123 4)	HM6123 4)	HL63	HN623
HNF363	HNF363R	HNF363S 4)	HNF363J						
—	—	HNF363SW 4)	HNF363JW						

- 1) Line and load base assemblies include wire grips.
- 2) Line base assembly does not include neutral assembly.
- 3) Three wire grips per kit.

- 4) For Type 4/4X switches, place an "S" on the end of the catalog number for the replacement handle and mechanism. i.e: HH6123 becomes HH6123S.
- 5) Note: For a replacement door, place "DOOR" at the end of the switch catalog number. i.e: HF223NDOOR.



Heavy duty 200 amp



Switch catalog number				Line base assembly 1) 2)	Load base assembly 1)	Handle / handle guard	Mechanism assembly	Wire grips assembly 3)	Neutral assembly
Type 1	Type 3R	Type 4/4X	Type 12						
240 and 600 Volts Fusible									
HF224N	HF224NR	HF224S ⁴⁾	HF224J	HFB64	HBB64	HH64 ⁴⁾	HM64 ⁴⁾	HL64	HN64
HF324N	HF324NR	HF324S ⁴⁾	HF324J						
HF364	HF364R	HF364S ⁴⁾	HF364J						
HF364N	HF364NR	—	—						
—	—	HF364SW ⁴⁾	HF364JW ⁴⁾						
600 Volts Non-Fusible									
HNF364	HNF364R	HNF364S ⁴⁾	HNF364J	HNB64	—	HH64 ⁴⁾	HM64 ⁴⁾	HL64	HN64
—	—	HNF364SW ⁴⁾	HNF364JW						

1) Line and load base assemblies include wire grips.
 2) Line base assembly does not include neutral assembly.
 3) Three wire grips per kit.
 4) For Type 4/4X switches, place an "S" on the end of the catalog number for the replacement handle and mechanism. i.e: HH64 becomes HH64S.
 5) Note: For a replacement door, place "DOOR" at the end of the switch catalog number. i.e: HF224NDOOR.

Heavy duty 400 amp

Switch catalog number		Type 4/4X	Type 12	Line base assembly 1) 2)	Load base assembly 1)	Handle / handle guard	Mechanism assembly	Wire grips assembly 3)	Neutral assembly 2)
Type 1	Type 3R								
240 and 600 Volts Fusible									
HF225N	HF225NR	HF325S ¹⁾	HF325J	HFB65	HBB656	HH65678 ⁴⁾	HM65	HL65678	HN656
HF225NH	HF225NRH	—	—						
HF265	HF265R	HF265S ¹⁾	HF265J						
HF325N	HF365NR	HF365S ¹⁾	HF365J						
HF325NH	HF325NRH	—	—						
HF365	HF365R	—	—						
HF365H	HF365RH	—	HF365JW						
HF365N	HF365NR	—	—						
600 Volts Non-Fusible									
HNF265	HNF265R	HNF265S ¹⁾	HNF265J	HNB65	—	HH65678 ⁴⁾	HM65	HL65678	HN656
HNF365	HNF365R	HNF365S ¹⁾	HNF365J						
—	—	—	HNF365JW						

1) Single pole line and load base assemblies do not include wire grips.

2) Line base assembly does not include neutral assembly.

3) One wire grip per kit.

4) For Type 4/4X switches, place an "S" on the end of the catalog number for the replacement handle and mechanism. i.e: HH65678 becomes HH65678S.

5) Note: For a replacement door, place "DOOR" at the end of the switch catalog number. i.e: HF225NDOOR.

Neutral assembly




Mechanism assembly



Wire grip assembly



Handle/handle guard



Replacement door⁵⁾



Load side base assembly




Line side base assembly



Heavy duty 600 – 1200 amp

(600A shown)

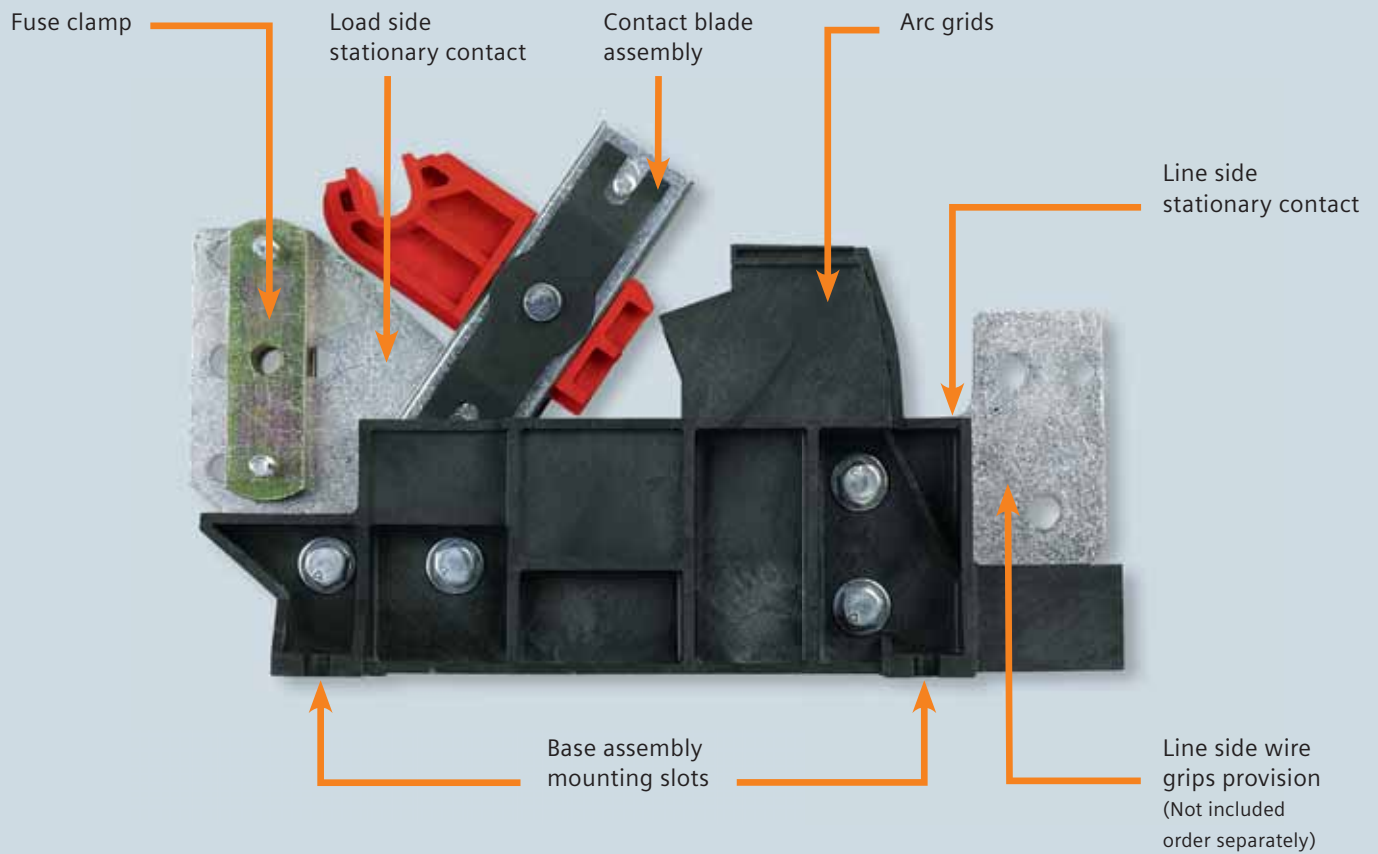


Switch catalog number				Line base assembly 1) 2)	Load base assembly 1) 2)	Handle / handle guard	Mechanism assembly	Wire grips assembly 3)	Neutral assembly
Type 1	Type 3R	Type 4/4X	Type 12						
600 Amp									
HF226N	HF226NR	HF266S ⁴⁾	HF266J	HFB66	HBB656	HH65678 ⁴⁾	HM66	HL65678	HN656
HF226NH	HF226NRH	HF326S ⁴⁾	HF326J						
HF266	HF266R	HF366S ⁴⁾	HF366J						
HF326N	HF366NR	—	HF366JW						
HF326NH	HF326NRH	—	—						
HF366	HF366R	—	—						
HF366H	HF366RH	—	—						
HF366N	HF366NR	—	—						
HNF266	HNF266R	HNF266S ⁴⁾	HNF266J	HNB66	—				
HNF366	HNF366R	HNF366S ⁴⁾	HNF366J						
800 Amp									
HF227N	HF227NR	HF327S ⁴⁾	HF327J	HFB67A	HBB67A	HH65678 ⁴⁾	HM67A	6)	HN678
HF327N	HF327NR	HF367S ⁴⁾	HF367J						
HF367	HF367R	—	—						
H367N	HF367NR	—	—						
HNF367	HNF367R	HNF367S ⁴⁾	HNF367J	HNB67A	—				
1200 Amp									
HF228N	HF228NR	—	—	HFB68	HBB68	HH68 ⁴⁾	HM678	6)	HN678
HF328N	HF328NR	—	—						
HF368	HF368R	HF368S ⁴⁾	HF368J						
HF368N	HF368NR	—	—						
HNF368	HNF368R	HNF368S ⁴⁾	HNF368J	HNB678	—				


1) Wire grips are not provided on 600A line and load base assembly.
 2) Each line and load base assembly contains one pole.
 3) One wire grip per kit (two wire grips needed for each 600A line pole and each 600A load pole).

4) For Type 4/4X switches, place an "S" on the end of the catalog number for the replacement handle i.e.: HH65678 becomes HH65678S.
 5) Note: For a replacement door, place "DOOR" at the end of the switch catalog number. i.e.: HF226NDOOR.
 6) Wire grips are included on 800 and 1200A line and load bases.

400 & 600 amp line base assembly



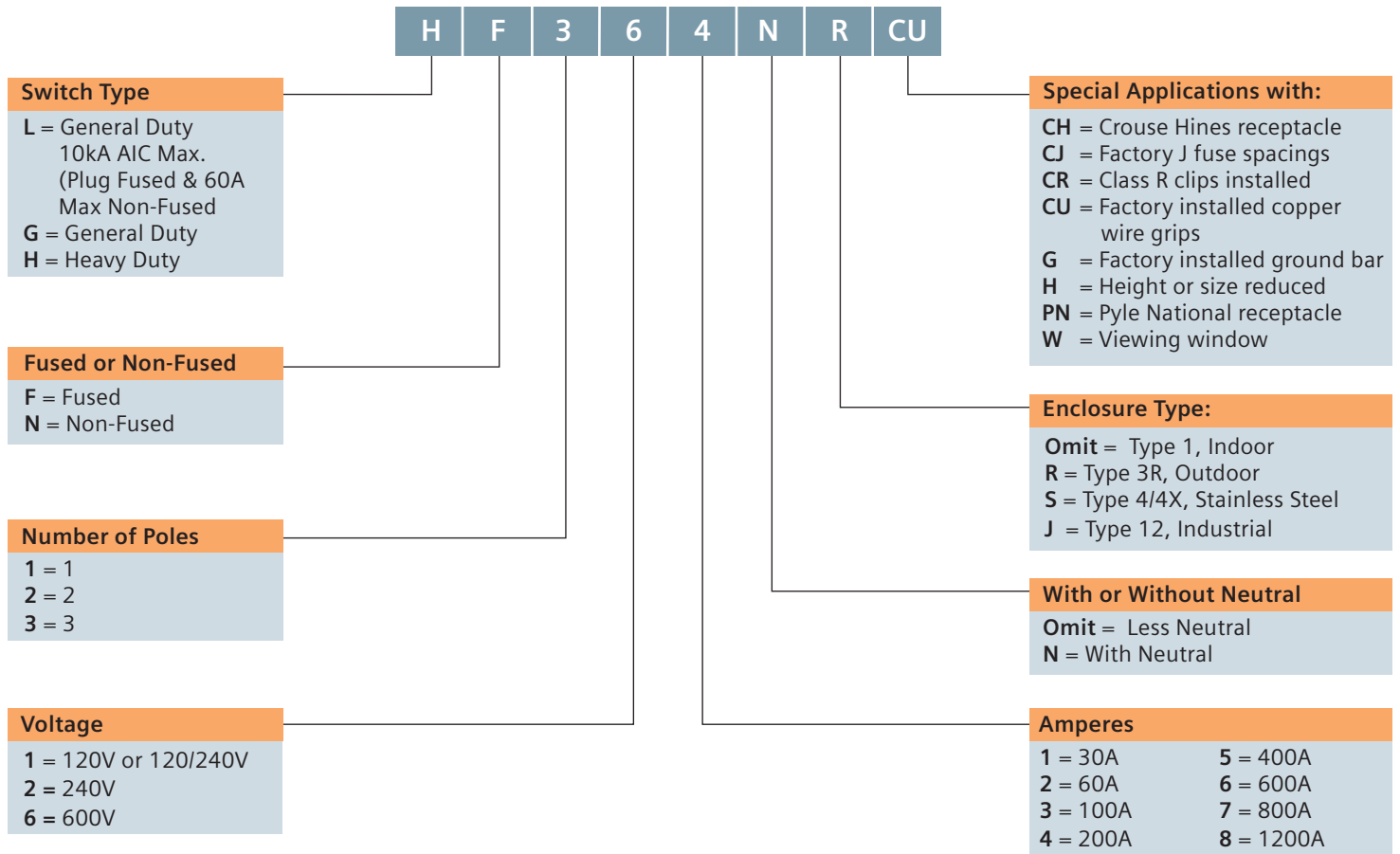
400 & 600 amp load base assembly



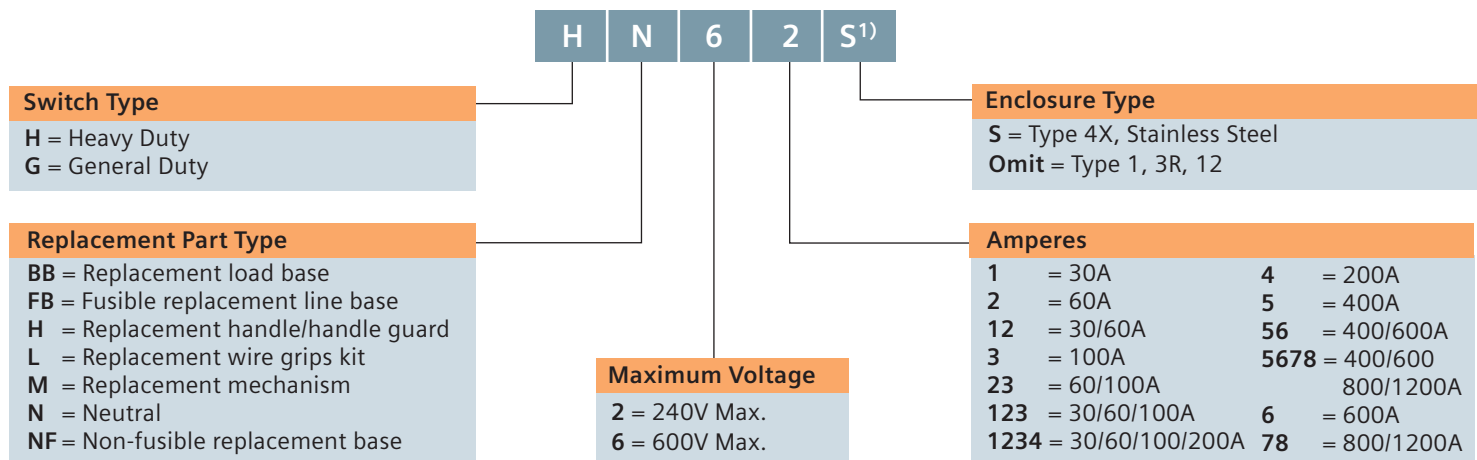
Note: All parts shown above are included with replacement base and will not be sold separately.

Siemens catalog numbering system

Type VBII Safety Switch



Siemens replacement parts catalog numbering system



1) Required for Type 4X, stainless steel switch replacement handles. Also required for 30-200 amp replacement mechanism.
 Note: For a replacement door, place "DOOR" at the end of the switch catalog number.

Siemens Industry, Inc.
 5400 Triangle Parkway
 Norcross, GA 30092
 1-800 -241-4453
 info.us@siemens.com

Subject to change without prior notice.
 Order No: SSPC-SB05B-0811
 All rights reserved.
 Printed in USA.
 © 2011 Siemens Industry, Inc.

www.usa.siemens.com/switches

The information provided in this brochure contains merely general descriptions or characteristics of performance which in case of actual use do not always apply as described or which may change as a result of further development of the products. An obligation to provide the respective characteristics shall only exist if expressly agreed in the terms of contract.

All product designations may be trademarks or product names of Siemens AG or supplier companies whose use by third parties for their own purposes could violate the rights of the owners.