

TPS3 11

Type 1 Surge Protective Device (SPD) Mounts External to Electrical Distribution Equipment

Features:

- UL 1449 3rd Edition – 2009, cUL
- UL 1283
- Type 1 SPD (Type 2 cUL)
- Mounts external to electrical distribution equipment
- Large block, individually fused, thermally protected, 50kA MOV's
- 20kA I_n (most models)
- 200kA SCCR (most models)
- All UL-required OCP & safety coordination included
- UL96A Lightning Protection Master Label compliant (@20kA In)

■ SPD Specifications

- Surge Current Rating Per Phase

Per Phase	L-N	L-G	N-G
100kA	50kA	50kA	50kA
150kA	100kA	50kA	50kA
200kA	100kA	100kA	100kA

- 100% monitoring – Every MOV is monitored, incl. N-G
- Individually fused and thermally protected MOV's
- Solid state bi-directional operation
- EMI/RFI filtering: Active tracking up to -50db from 10kHz to 100MHz
- Repetitive impulse: 5,000 hits
- Less than 1 nanosecond response time
- Relative humidity range: 0 -95% non-condensing
- Operating frequency: 47-63Hz
- Operating temperature: -25°C (-15°F) to +60°C (140°F)

■ Standard Configuration

- Standard NEMA 4X polycarbonate enclosure (UL 746C (f1), UL 94-5VA)
- Wire size: #8 AWG to #10 AWG
- Standard size: 6" x 6" x 4" (152mm x 152mm x 102mm)
- Standard weight: 5 lbs. (2.27kg)



UL 1449 3rd Edition SPD

SIEMENS

- SPD Features
 - UL 1449 3rd Edition effective September 2009
 - Designed, manufactured and tested consistent with:
 - ANSI/IEEE C62.41.1-2002, c62.41.2-2002, C62.45-2002,
 - 1992/2000 NEMA LS-1
 - NEC Article 285
 - IEC 61643, CE

- SPD Features
 - Large block, individually fused, thermally protected, 50kA MOV's
 - 10 year warranty
- SPD Monitoring
 - LED indicators
- Available Options
 - Dry contacts & audible alarm

- Key Bid Specifications
 - UL 1449 3rd Edition – 2009, cUL
 - UL 1283
 - Type 1 SPD^①
 - Protection modes on L-N, L-G, L-L, N-G
 - I_n Rating – 20kA
 - Short Circuit Current Rating – 200kA
 - Surge Current Rating

Per Phase =	L-N	+	L-G
	100kA		50kA 50kA

Ordering Information

Catalog #

TPS3 11

Voltage Code

A = 120/240V, 1Ø, 3W (Fig 1)
 B = 120/240V, 3Ø, 4W (Fig 3)
 C = 120/208V, 3Ø, 4W (Fig 2)
 D = 240V, 3Ø, 3W (Fig 4)
 E = 277/480V, 3Ø, 4W (Fig 2)
 F = 480V, 3Ø, 3W (Fig 4)
 G = 600V, 3Ø, 3W (Fig 4)^②
 K = 380/220V, 3Ø, 4W (Fig 2)
 L = 600/347V, 3Ø, 4W (Fig 2)
 S = 400/230V, 3Ø, 4W (Fig 2)

Surge Current (kA)

10 = 100kA per phase
 15 = 150kA per phase
 20 = 200kA per phase

- Example: TPS3C1110D = Type 1 SPD for a 208/120V application with a surge current capacity of 100kA per phase, in a standard NEMA 4X enclosure with dry contacts and audible alarm option

- When an option is not selected, include a zero (0) in the field

Available Accessories: Ordered Separately

- RMSIE - Remote monitor
- KITFMXF = Flush mount plate

Options

D = Dry contacts & audible alarm

UL 1449 3rd Edition - 2009 Test Data Summary									
Voltage Protection Rating (VPR - 6kV, 3kA)									
Voltage Code	Service Voltage	L-N	L-G	N-G	L-L	Type ^①	In	SCCR	MCOV
A	120/240V, 1Ø, 3W (Fig 1)	700	700	600	1000	Type 1	20kA	100kA	150
B	120/240V, 3Ø, 4W (Fig 3)	700 / 1200	700 / 1200	600	1000	Type 1	20kA	200kA	150 / 320
C	120/208V, 3Ø, 4W (Fig 2)	700	700	600	1000	Type 1	20kA	200kA	150
D	240V, 3Ø, 3W (Fig 4)		1200		2000	Type 1	20kA	200kA	320
E	277/480V, 3Ø, 4W (Fig 2)	1200	1200	1200	2000	Type 1	20kA	200kA	320
F	480V, 3Ø, 3W (Fig 4)		1800		2000	Type 1	10kA	200kA	552
G	600V, 3Ø, 3W (Fig 4)		2500		2500	Type 1	10kA	200kA	690
K	380/220V, 3Ø, 4W (Fig 2)	1200	1200	1200	2000	Type 1	20kA	200kA	320
L	600/347V, 3Ø, 4W (Fig 2)	1500	1500	1500	2500	Type 1	10kA	200kA	420
S	400/230V, 3Ø, 4W (Fig 2)	1200	1200	1200	2000	Type 1	20kA	200kA	320

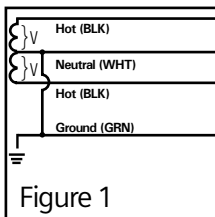


Figure 1
Split
2 Hots, 1 Neu, 1 Grnd

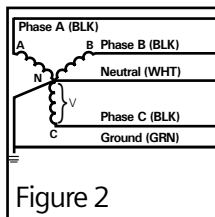


Figure 2
Wye
3 Hots, 1 Neu, 1 Grnd

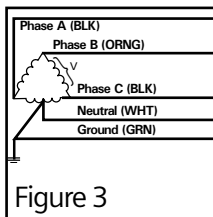


Figure 3
Hi-Leg Delta (B High)
3 Hots, (B High),
1 Neu, 1 Grnd

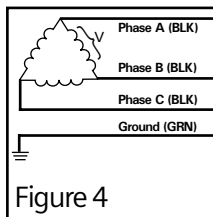


Figure 4
Delta & HRG Wye
3 Hots, 1 Grnd

Siemens Industry, Inc.
 Building Technologies Division
 5400 Triangle Parkway
 Norcross, GA 30092

888-333-3545
 info.us@siemens.com

©2010 Siemens Industry, Inc.
 All Rights Reserved. Siemens is a registered trademark of Siemens AG. Product names mentioned may be trademarks or registered trademarks of their respective companies. Specifications are subject to change without notice.

www.usa.siemens.com/spd

Notes:

- ① Type 2 cUL
- ② Available in 100kA per phase only