


Twin extension block Connection main circuit: screw terminal 2 slots for compact load feeders



General technical data:		
Product brand name		SIRIUS
Product designation		2-expansion block
Protection class IP		IP20
Degree of pollution		3
Number of slots for compact feeder		2
Installation altitude at height above sea level maximum	m	2 000
<b>Ambient temperature</b>		
• during transport	°C	-55 ... +80
• during storage	°C	-55 ... +80
• during operation	°C	-20 ... +60
Vibration resistance		f = 4 to 5.8 Hz; d = 15 mm; f = 5.8 to 500 Hz; a = 2 m / s <sup>2</sup> 10 cycles
Shock resistance		Semi-sinusoidal a = 6 m/s <sup>2</sup> at 10 ms; 3 pos. and 3 neg. Shock in all axes
Reference code acc. to DIN EN 61346-2		K
Reference code acc. to DIN 40719 extended according to IEC 204-2 acc. to IEC 750		K

Main circuit:		
Operating current at AC at 400 V rated value	A	63
Operating voltage at AC-3 rated value maximum	V	690

Installation/ mounting/ dimensions:		
<b>Mounting type</b>		screw and snap-on mounting
<b>Width</b>	mm	90
<b>Height</b>	mm	197
<b>Depth</b>	mm	100

Connections/ Terminals:		
Type of electrical connection for main current circuit		screw-type terminals
Design of screw-type connection for main contacts		M3
<b>Wire stripping length for main contacts</b>	mm	10
Tightening torque for main contacts with screw-type terminals	N·m	2 ... 2.5
Connectable conductor cross-section for main contacts for load-side outgoing feeder		
• solid	mm <sup>2</sup>	1.5 ... 10
• stranded	mm <sup>2</sup>	1.5 ... 10
• finely stranded with core end processing	mm <sup>2</sup>	1.5 ... 6
AWG number as coded connectable conductor cross section for main contacts for load-side outgoing feeder		14 ... 8
Type of connectable conductor cross-sections for main contacts for load-side outgoing feeder		
• solid		2x (1.5 ... 6 mm <sup>2</sup> ), 1x (1.5 ... 10 mm <sup>2</sup> )
• stranded		2x (1.5 ... 6 mm <sup>2</sup> ), 1x (1.5 ... 10 mm <sup>2</sup> )
• finely stranded with core end processing		2 x (1.5 ... 6) mm <sup>2</sup>
Type of connectable conductor cross-sections at AWG conductors for main contacts for load-side outgoing feeder		2 x (16 ... 10), 1 x (16 ... 8)

Certificates/ approvals:

General Product Approval	EMC	Declaration of Conformity
--------------------------	-----	---------------------------



[Miscellaneous](#)

Test Certificates	Shipping Approval
-------------------	-------------------

[Type Test Certificates/Test Report](#)



other
-------

[Confirmation](#)

Safety related data:
----------------------

Protection against electrical shock	finger-safe
-------------------------------------	-------------

Further information
---------------------

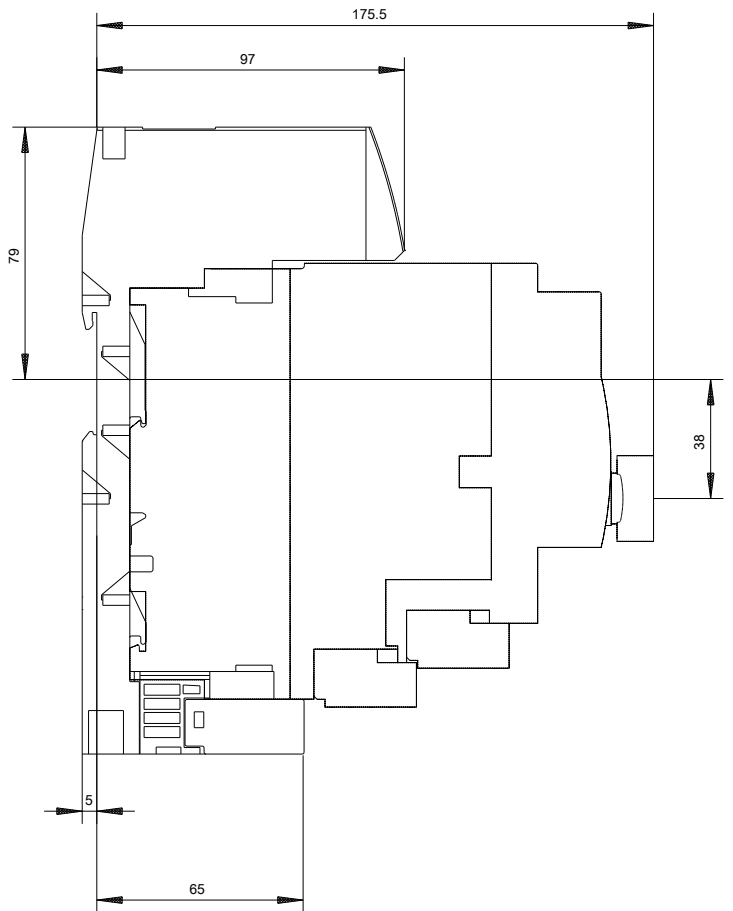
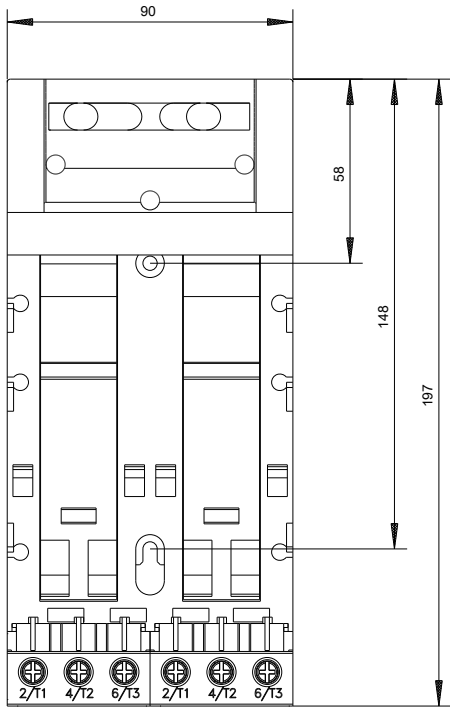
**Information- and Downloadcenter (Catalogs, Brochures,...)**  
<http://www.siemens.com/industrial-controls/catalogs>

**Industry Mall (Online ordering system)**  
<http://www.siemens.com/industrymall>

**Cax online generator**  
<http://support.automation.siemens.com/WW/CAXorder/default.aspx?lang=en&mlfb=3RA6822-0AB>

**Service&Support (Manuals, Certificates, Characteristics, FAQs,...)**  
<https://support.industry.siemens.com/cs/ww/en/ps/3RA6822-0AB>

**Image database (product images, 2D dimension drawings, 3D models, device circuit diagrams, EPLAN macros, ...)**  
[http://www.automation.siemens.com/bilddb/cax\\_de.aspx?mlfb=3RA6822-0AB&lang=en](http://www.automation.siemens.com/bilddb/cax_de.aspx?mlfb=3RA6822-0AB&lang=en)



last modified:

02/19/2019