







• Revised •  
07/20/15

# Field Modification Kits NEMA, Reduced Voltage and Lighting



Selection

1  
2  
3  
4  
5  
6  
7  
8  
9


## Starter/Contactor Auxiliary Contact Kits

Description	Class	Size	Type	Catalog Number	List Price \$
	14, 17, 18, 22, 25, 26, 30, 32, 36, 37, 40, 43, 83, 84, 87, 88	00-4	1 NO	49AB10	
			1 NC	49AB01	
			1 NC Early Break	49AB01EB	
			1 NC Late Break	49AB01LB	
			1 NC Extra Late Break	49AB01XLB	
			1 NO Extra Late Make	49AB10XLM	
			1 NO & 1 NC	49AB11	
			2 NO	49AB20	
			4 NO	49AB40	
			3 NO & 1 NC	49AB31	
			2 NO & 2 NC	49AB22	
			2 NO	3RH1921-1EA20	
			1 NO & 1 NC	3RH1921-1DA11	
			2 NC	3RH1921-1EA02	
	14, 17, 18, 22, 25, 26, 36, 37, 40, 43, 87, 88	5, 6	2 NO	3RH1921-1EA20	
			1 NO & 1 NC	3RH1921-1DA11	
	14, 17, 18, 22, 25, 26, 40, 43	7, 8	1 NO & 1 NC (Inside L or R)	49CAL18-11	
			1 NO & 1 NC (Outside L or R)	49CAL18-11B	
	LC	30	1 NO/NC	49LCAC1PA	
			2 NO/NC	49LCAC2PA	
	LE	20	Front Mounted 1 NO/NC	3RH2911-1HA11	
		30	Side Mounted 1 NO/NC	3RH2911-1DA11	
		60-400	Side Mounted 1 NO/NC	3RH1921-1EA11	
	CLM, CMN, CMF, CMB	20 Amps	1 NO/NC SPDT	CLM4097291	
		30-200 Amps	2 NO/NC SPDT	CLM4097292	
			1 NO & 1 NC	CLMFCAK11	
			2 NC	CLMFCAK02	
			2 NO	CLMFCAK20	
		300-400 Amps	1 Coil Clearing NO & NC	CLMFCK11	
			1 NO & 1 NC	CLMHCAK11	
			2 NC	CLMHCAK02	
			2 NO	CLMHCAK20	
					1 Coil Clearing NO & NC

## Disconnect Auxiliary Switch Kits

Description	Class	Disconnect Amp or CB Rating	Type	Catalog Number	List Price \$
Non-fusible or Fusible Type 	17, 25, 32, 37, 83, 84, 87, 88, LED, LEF, CMN, CMF	30 - 200A	2 NO/2 NC DPDT (NEMA A600)	HA261234	
MCP 	18, 26, 32, 37, 83, 84, 87, 88, LEB, CMB	3A-125A	1 NO/1 NC 240V	A02ED62	
		250A	1 NO/1 NC 480V	A02FD64	
		400A-600A	(2) 1 NO/1 NC SPDT-480V	A02JLD64	

## Control Power Transformer Kits<sup>①③</sup>

Description	Recommended Transformer Size		VA Rating	Catalog Number	List Price \$	Transformer Table		
	Control Size	Transformer VA				Primary Volts	Secondary Volts	Code
 Transformer 50/60HZ	00-2½	45 or 50 <sup>②</sup>	45 VA	KT*050 <sup>②③</sup> KT*050P <sup>③</sup> KT*100 KT*150 KT*200 KT*300 KT*500		120	24	1
	3-3½	75	50 VA			208	24	G
	4	150	100 VA			208	120	H
	5-6	150	150 VA			240/480	24	4
	7-8	300	200 VA			240/480	120	8
	<b>Lighting Control</b>		300 VA			277	24	5
	<b>CLM</b>		500 VA			277	120	7
	20A, 2 - 12P	150	Replace * with code from Transformer table. Kits used with NEMA 1 general purpose lift-off cover type require extra wide enclosure. Class 14 Sizes 0-2½ Class 30 (2S2W) Sizes 0-2½ Class 30 (2S1W) Sizes 0-1½			600	24	6
	30A, 3P	100				600	120	9
	30A, 6 - 12P	200						
	60A, 3P	100						
	60A, 4 - 6P	150						
	60A, 8 - 12P	250						
	100/200A, 3P	200						
	100/200A, 5P	250						
300/400A, 3P	250							
<b>LC &amp; LE</b>								
LC 30A, 2-12P	100							
LE 20, 30, 60A, 3 & 4P	45							
LE 30A, 6P	45							
LE 30A, 9-12P	100							
LE 60A, 6-12P	150							
LE 100, 200A, 3P	100							
LE 300, 400A, 3P	150							

① Installation of CPTs may require a larger enclosure.  
② 45VA transformer kits will include secondary but not primary fusing. Sizes 50VA and higher include

2-pole primary fusing and 1-pole secondary fusing.

③ For 24VAC control a minimum of 100VA CPT is required.