

AS-i SlimLine Compact module SC22.5 digital, A/B slave 4 DQ, IP20
 4 x output, 2 A, 24 V DC maximal 4 A for all outputs spring-type
 terminals Overall width 22.5 mm



Product designation	Slimline Compact I/O module for use in the control cabinet
Design of the product	AS-i SC22.5, 4DQ A/B
General technical data	
Protection class IP	IP20
Design of the slave type	A/B slave (Spec. 3.0)
AS interface slave profile	S-7.A.7
ID1 code	7; Setting cannot be changed
Operating voltage acc. to AS Interface specification	18 ... 31.6 V
Product function suitable for AS-i Power24V	Yes
Protocol is supported AS-Interface protocol	Yes
Consumed current from profile conductors of the AS-Interface	
• at 30 V maximum	45 mA
• at 24 V with AS-i Power24V maximum	45 mA
Type of address setting of AS-i slaves	via front addressing socket
Display version	
• as status display of the inputs/outputs	LED yellow/red
• for AS Interface	LED green/red
Reference code	

<ul style="list-style-type: none"> • acc. to DIN EN 61346-2 • acc. to DIN 40719 extended according to IEC 204-2 acc. to IEC 750 	<p>K</p> <p>A</p>
Shock resistance	15g / 11 ms (modules) or 10g / 11 ms (modules with device connector)
Other information	An auxiliary external feed (AUX POWER) of between 20 and 30 V DC is necessary for supplying the output circuits. The auxiliary feed must comply with IEC 60990 (PELV), protection class III.

Digital Inputs	
Number of digital inputs	0
Number of digital inputs safety-related	0

Digital Outputs	
Number of digital outputs	4
Type of switching output	PNP transistor
Product function for power supply Reverse polarity protection	Yes
Property of the output Short-circuit proof	Yes
Product function	Built-in induction protection
Total current of digital outputs per module maximum	4 A
Type of voltage supply at the outputs	via AUX POWER
Ampacity of the semiconductor output at DC-13 at 24 V	2 A

Analog inputs	
Number of analog inputs	0

Analog outputs	
Number of analog outputs	0

Device connector	
Ampacity of the interface to the device connector	
<ul style="list-style-type: none"> • for AS Interface 	2 A
<ul style="list-style-type: none"> • for external auxiliary voltage 	4 A






Installation/ mounting/ dimensions	
Mounting type	screw and snap-on mounting
Height	100 mm
Width	22.5 mm
Depth	120 mm

Ambient conditions	
Ambient temperature	
<ul style="list-style-type: none"> • during operation 	-25 ... +70 °C
<ul style="list-style-type: none"> • during storage 	-40 ... +85 °C


Connections/ Terminals	
------------------------	--

Type of electrical connection	Spring-loaded terminals
<ul style="list-style-type: none"> • of the inputs and outputs 	
Type of connectable conductor cross-sections	
<ul style="list-style-type: none"> • solid 	1x (0.5 ... 1.5 mm ²), 2x (0.5 ... 1.5 mm ²)
<ul style="list-style-type: none"> • finely stranded with core end processing 	1x (0,25 ... 1,0 mm ²), 2x (0,25 ... 1,0 mm ²)
<ul style="list-style-type: none"> • finely stranded without core end processing 	1x (0.5 ... 1.5 mm ²), 2x (0.5 ... 1.5 mm ²)
<ul style="list-style-type: none"> • at AWG conductors solid 	1x (20 ... 16), 2x (20 ... 16)
<ul style="list-style-type: none"> • at AWG conductors stranded 	1x (20 ... 16), 2x (20 ... 16)

Certificates/ approvals

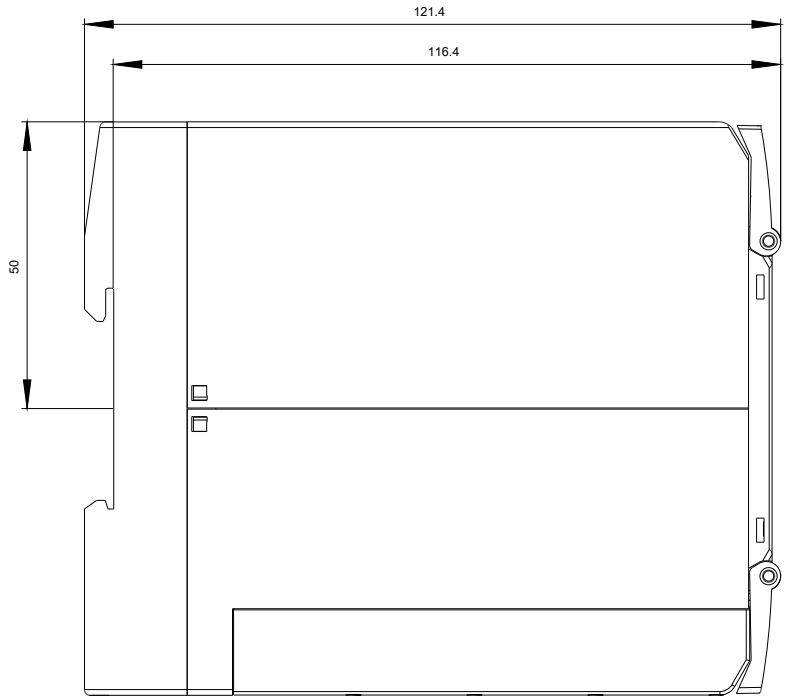
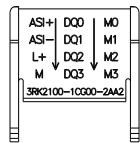
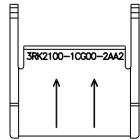
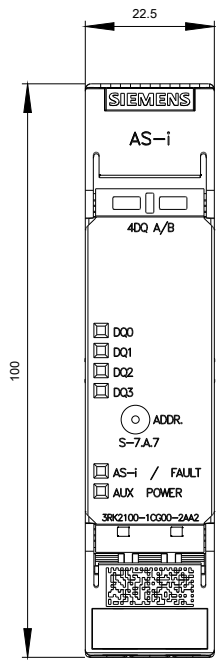
General Product Approval	EMC	Declaration of Conformity
 CSA  UL  EAC  RCM  EG-Konf.		Miscellaneous

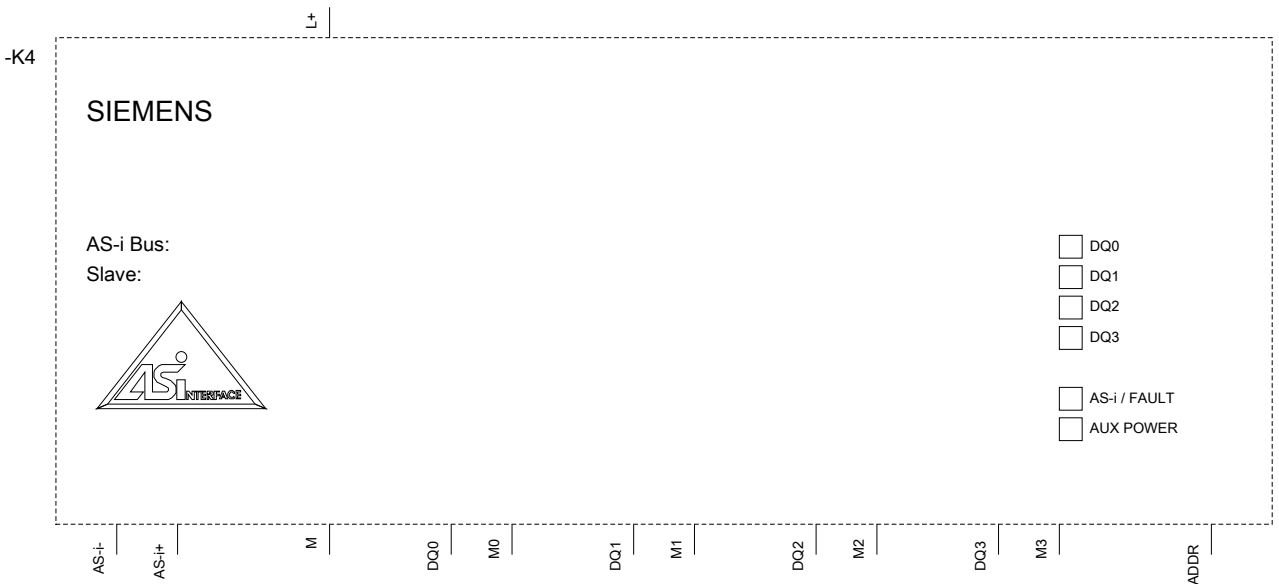
Test Certificates	Marine / Shipping
Type Test Certificates/Test Report	 ABS  LRS  PRS  RMRS  DNV-GL <small>DNVGL.COM/AF</small>

other
 ASi Confirmation Miscellaneous

Further information

- Information- and Downloadcenter (Catalogs, Brochures,...)**
<https://www.siemens.com/ic10>
- Industry Mall (Online ordering system)**
<https://mall.industry.siemens.com/mall/en/en/Catalog/product?mlfb=3RK2100-1CG00-2AA2>
- Cax online generator**
<http://support.automation.siemens.com/WW/CAXorder/default.aspx?lang=en&mlfb=3RK2100-1CG00-2AA2>
- Service&Support (Manuals, Certificates, Characteristics, FAQs,...)**
<https://support.industry.siemens.com/cs/ww/en/ps/3RK2100-1CG00-2AA2>
- Image database (product images, 2D dimension drawings, 3D models, device circuit diagrams, EPLAN macros, ...)**
http://www.automation.siemens.com/bilddb/cax_de.aspx?mlfb=3RK2100-1CG00-2AA2&lang=en





last modified:

06/22/2020