



Enclosure for command devices, 22 mm, round, Enclosure material metal, enclosure top part gray, 3 control points metal, C=Pushbutton black,Label: II, 1 NO, screw terminal, B=pushbutton black,Label I, 1 NO, screw terminal, A=Pushbutton red, label: O, 1 NC, screw terminal, floor mounting, 1xM20 each on top and bottom, Labels enclosed

Product brand name	SIRIUS ACT
Product designation	Enclosures
Product type designation	3SU1
Manufacturer's article number	<ul style="list-style-type: none"> • of supplied contact module A1 = 3SU1400-2AA10-1CA0 / B2 = 3SU1400-2AA10-1BA0 / C2 = 3SU1400-2AA10-1BA0 3SU1400-2AA10-1CA0 • of supplied contact module at the command point A 1 3SU1400-2AA10-1BA0 • of supplied contact module at the command point B 2 3SU1400-2AA10-1BA0 • of supplied contact module at the command point C 2 3SU1400-2AA10-1BA0 • of the supplied holder A = 3SU1550-0AA10-0AA0, B =3SU1550-0AA10-0AA0, C = 3SU1550-0AA10-0AA0 3SU1550-0AA10-0AA0 • of the supplied holder at the command point A 3SU1550-0AA10-0AA0 • of the supplied holder at the command point B 3SU1550-0AA10-0AA0 • of the supplied holder at the command point C 3SU1550-0AA10-0AA0 • of the supplied actuator A = 3SU1050-0AB20-0AA0 / B = 3SU1050-0AB10-0AA0 / C = 3SU1050-0AB10-0AA0

- of the supplied actuator at the command point A
- of the supplied actuator at the command point B
- of the supplied actuator at the command point C
- of supplied empty enclosure
- of supplied accessory

- of the supplied accessories at the command point A
- of the supplied accessories at the command point B
- of the supplied accessories at the command point C

[3SU1050-0AB20-0AA0](#)

[3SU1050-0AB10-0AA0](#)

[3SU1050-0AB10-0AA0](#)

[3SU1853-0AA00-0AB1](#)

A = 3SU1900-0AF16-0QA0, B = 3SU1900-0AF16-0QB0, C = 3SU1900-0AF16-0QC0

[3SU1900-0AF16-0QA0](#)

[3SU1900-0AF16-0QB0](#)

[3SU1900-0AF16-0QC0](#)

Enclosure

Design of the housing	with recess for label
Shape of the enclosure front	rectangular
Material of the enclosure	metal
Number of command points	3
Product component	
• EMERGENCY STOP device	No
• protective collar	No
Color	
• of top part of the enclosure	grey
Delivery state	
• as a kit	No
• pre-wired on strip terminal	No
Mounting type of the enclosure	Vertical

Actuator

Design of the operating mechanism	Pushbutton / pushbutton / pushbutton
Suitability for use EMERGENCY OFF switch	No
Product feature	
• lockout	No
Product extension optional Light source	No
Color	
• of the actuating element	A = red / B = black / C = black
Material of the actuating element	metal
Shape of the actuating element	round
Number of contact modules	3
Type of unlocking device	A = none / B = none / C = none

Front ring

Product component front ring	Yes
Design of the front ring	Standard
Material of the front ring	Metal, high gloss
Color of the front ring	silver

Holder

Material of the holder	Metal
------------------------	-------

Display

Number of LED modules	0
-----------------------	---

General technical data

Product function	
• positive opening	Yes
• EMERGENCY OFF function	No
• EMERGENCY STOP function	No
Protection class IP	IP66, IP67, IP69(IP69K)
Degree of protection NEMA rating	NEMA 1, 2, 3, 3R, 4, 4X, 12, 13
Shock resistance	
• acc. to IEC 60068-2-27	Sinusoidal half-wave 50 g / 11 ms
Vibration resistance	
• acc. to IEC 60068-2-6	10 ... 500 Hz: 5g
Reference code acc. to DIN EN 81346-2	S
Reference code acc. to DIN EN 61346-2	S
Continuous current of the C characteristic MCB	10 A; for a short-circuit current smaller than 400 A
Continuous current of the quick DIAZED fuse link	10 A
Continuous current of the DIAZED fuse link gG	10 A
Operating voltage	
• at AC	
— at 50 Hz rated value	5 ... 500 V
— at 60 Hz rated value	5 ... 500 V
• at DC	
— rated value	5 ... 500 V

Auxiliary circuit

Design of the contact of auxiliary contacts	Silver alloy
Number of NC contacts for auxiliary contacts	1
Number of NO contacts for auxiliary contacts	2

Connections/ Terminals

Type of electrical connection	
• of modules and accessories	Screw-type terminal
Type of electrical connection on enclosure	Cable routing above and below, both 1 x M20
Tightening torque of the screws in the bracket	1 ... 1.2 N·m
Tightening torque of mounting screws in the enclosure cover	1.5 ... 1.7 N·m

Tightening torque	
<ul style="list-style-type: none"> • with screw-type terminals 	0.8 ... 0.9 N·m

Interfaces

Design of the interface	
<ul style="list-style-type: none"> • for communication 	without

Ambient conditions

Ambient temperature	
<ul style="list-style-type: none"> • during operation 	-25 ... +70 °C
<ul style="list-style-type: none"> • during storage 	-40 ... +80 °C
Environmental category during operation acc. to IEC 60721	3M6, 3S2, 3B2, 3C3, 3K6 (with relative air humidity of 10 ... 95 %, no condensation in operation permitted for all devices behind front panel)

Installation/ mounting/ dimensions

Mounting type	
<ul style="list-style-type: none"> • of modules and accessories 	Floor mounting
Height	158.4 mm
Width	85 mm
Depth	75 mm
Shape of the installation opening	round

Accessories

Number of labels	3
Marking of the name plate for command devices	A = O / B = I / C = II
Color of the label	A = black / B = black / C = black
Number of inscription plates	0

Certificates/ approvals

General Product Approval	Declaration of Conformity
--------------------------	---------------------------



CCC



CSA



UL



VDE



EG-Konf.

Declaration of Conformity	Test Certificates	Marine / Shipping
---------------------------	-------------------	-------------------

[Miscellaneous](#)

[Type Test Certificates/Test Report](#)

[Special Test Certificate](#)



ABS



LRS



PRS

Marine / Shipping	other
-------------------	-------



RINA



RMRS



DNVGL.COM/AF

[Confirmation](#)

Further information

Information- and Downloadcenter (Catalogs, Brochures,...)

www.siemens.com/ic10

Industry Mall (Online ordering system)

<https://mall.industry.siemens.com/mall/en/en/Catalog/product?mlfb=3SU1853-0AD00-2AB1>

Cax online generator

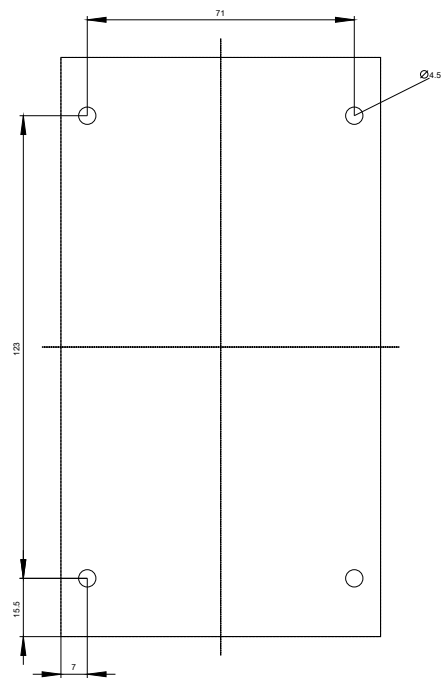
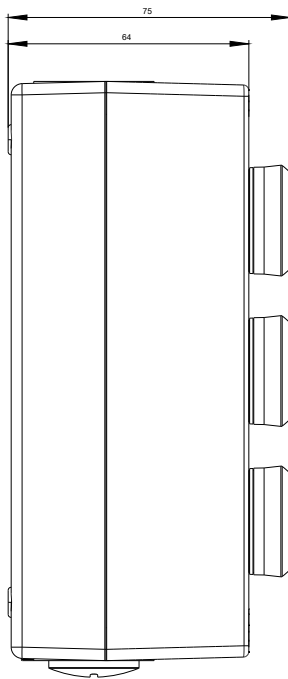
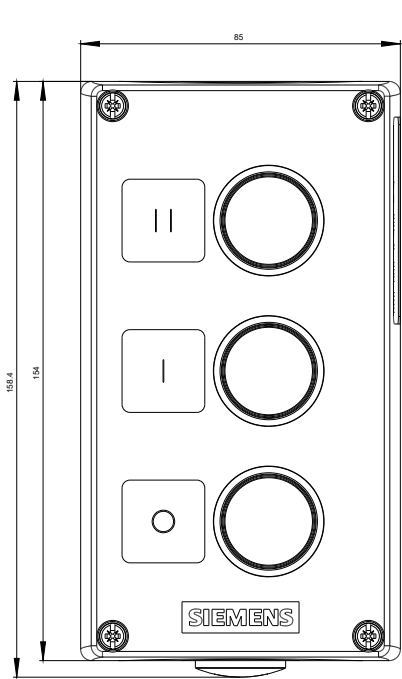
<http://support.automation.siemens.com/WW/CAXorder/default.aspx?lang=en&mlfb=3SU1853-0AD00-2AB1>

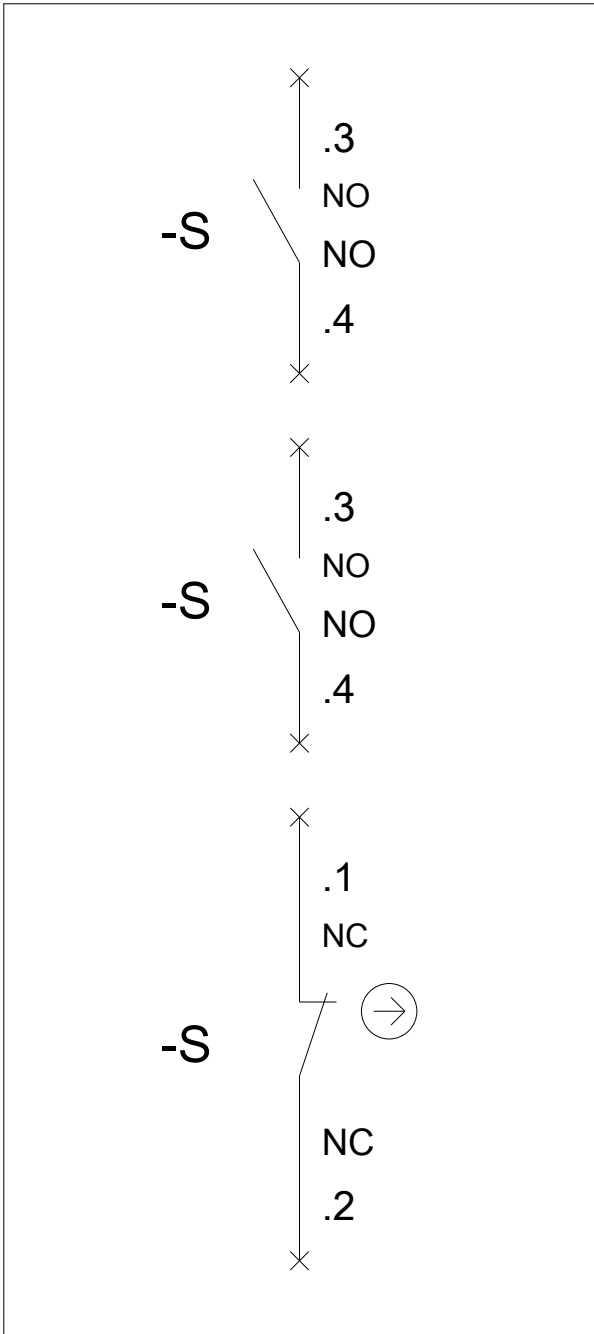
Service&Support (Manuals, Certificates, Characteristics, FAQs,...)

<https://support.industry.siemens.com/cs/ww/en/ps/3SU1853-0AD00-2AB1>

Image database (product images, 2D dimension drawings, 3D models, device circuit diagrams, EPLAN macros, ...)

http://www.automation.siemens.com/bilddb/cax_de.aspx?mlfb=3SU1853-0AD00-2AB1&lang=en





last modified:

12/18/2019