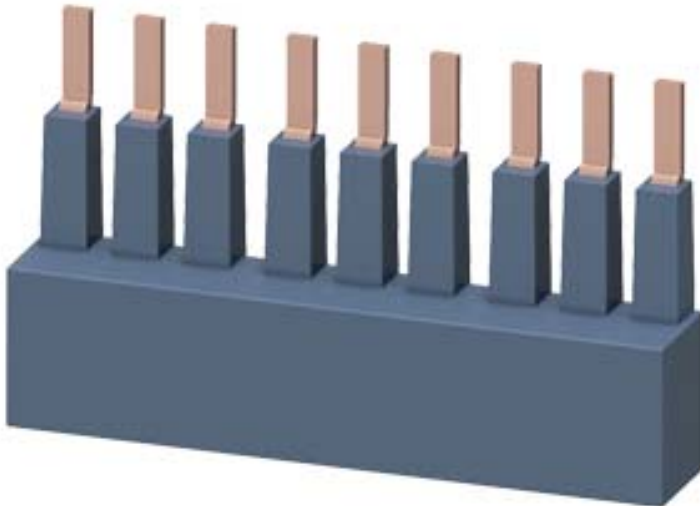


Accessory for SIRIUS 3RM1 3-phase busbar for 3 motor starters Modular spacing 22.5 mm Screw connection system



General technical data:		
Product brand name		SIRIUS
Product designation		3-phase busbar
Design of the product		For 3 motor starters
Suitability for use		Motor starter 3RM1
Product function Short circuit protection		No
Installation altitude at height above sea level maximum	m	2 000
Ambient temperature		
• during operation	°C	-25 ... +60
• during transport	°C	-40 ... +70
• during storage	°C	-40 ... +70
Insulation voltage rated value	V	500
Reference code acc. to DIN EN 81346-2		X

Safety related data:		
Protection against electrical shock		finger-safe






Main circuit:

Relative symmetrical tolerance of the operating voltage	%	10
Ampacity maximum	A	25
Operating current at AC at 480 V acc. to UL 508	A	16

Installation/ mounting/ dimensions:

Mounting position		any
Mounting type		screw fixing
Width	mm	69
Height	mm	41
Depth	mm	12

Certificates/approvals

General Product Approval	EMC	Declaration of Conformity
 CSA	 UL	 EAC
	 RCM	 EG-Konf.
		Miscellaneous

Test Certificates	other	Railway
Type Test Certificates/Test Report	Confirmation	Special Test Certificate

Further information

Information- and Downloadcenter (Catalogs, Brochures,...)

<http://www.siemens.com/industrial-controls/catalogs>

Industry Mall (Online ordering system)

<https://mall.industry.siemens.com/mall/en/en/Catalog/product?mlfb=3RM1910-1BA>

Cax online generator

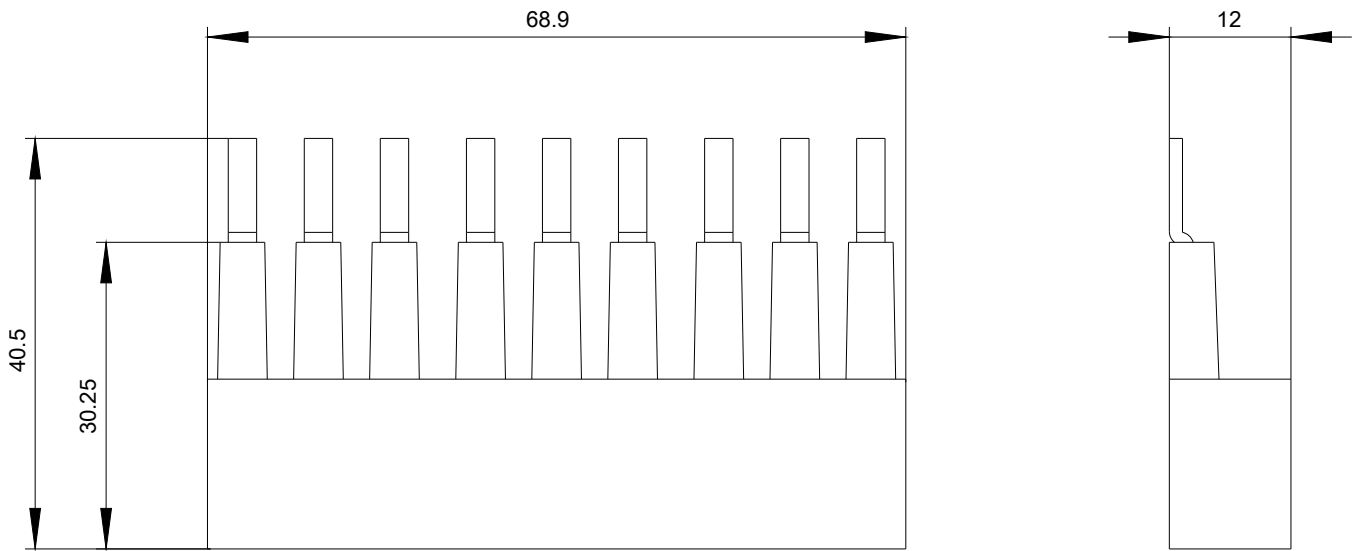
<http://support.automation.siemens.com/WW/CAXorder/default.aspx?lang=en&mlfb=3RM1910-1BA>

Service&Support (Manuals, Certificates, Characteristics, FAQs,...)

<https://support.industry.siemens.com/cs/ww/en/ps/3RM1910-1BA>

Image database (product images, 2D dimension drawings, 3D models, device circuit diagrams, EPLAN macros, ...)

http://www.automation.siemens.com/bilddb/cax_de.aspx?mlfb=3RM1910-1BA&lang=en



last modified:

11/15/2019