



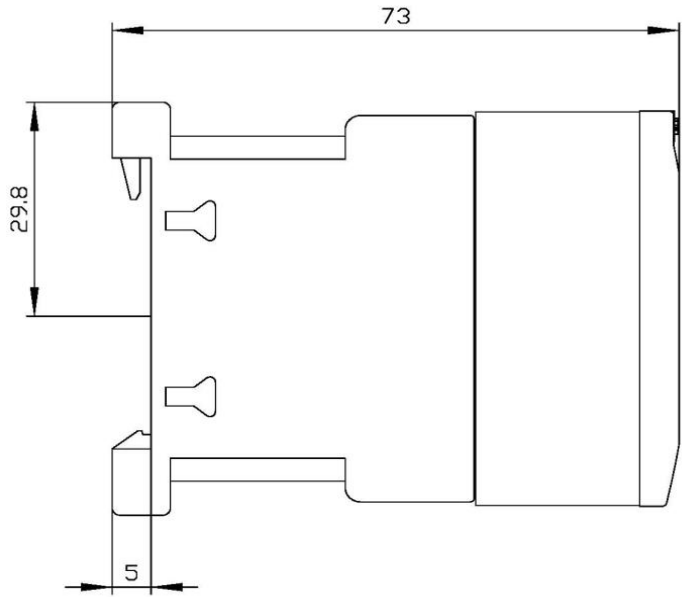
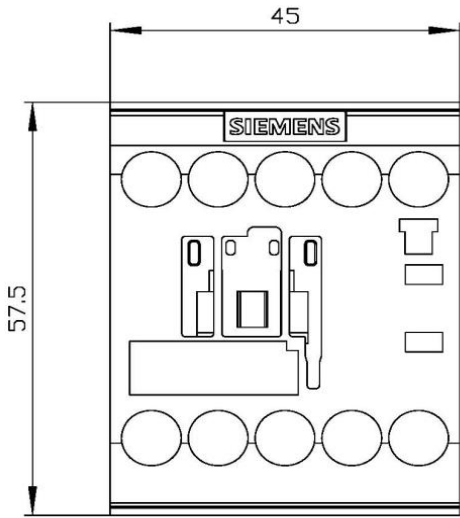
Electrically held lighting contactor
20 Amp
3NO / 0NC Poles
Maximum voltage rating 600VAC
Control voltage 110VAC 50HZ / 120VAC 60HZ
Open device (no enclosure)



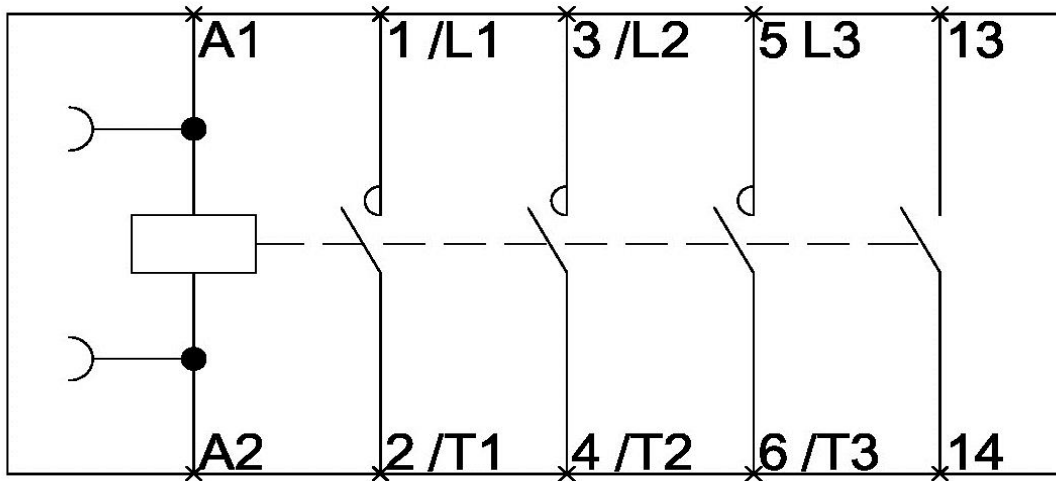
Image is representative and may not depict the actual product.

General technical data:	
Weight	1 lb
Height x Width x Depth	57.5 x 45 x 73 mm
Finger-safe (main circuit / control circuit)	Yes / Yes
Maximum altitude	6560 ft
Ambient storage temperature	(-55 to 80)°C / (-67 to 176)°F
Ambient operating temperature	(0 to 40)°C / (32 to 104)°F
Humidity (% non-condensing)	10 to 95
Country of origin	Germany
Contactors:	
Number of poles	3NO / 0NC
Mechanical operating cycles	30,000,000
Current ratings:	
Tungsten (poles per phase)	20A @277V 1p 1ph 20A @480V 2p 1ph 20A @480V 3p 3ph
Ballast (poles per phase)	20A @347V 1p 1ph 20A @600V 2p 1ph 20A @600V 3p 3ph
General & resistive (poles per phase)	20A @600V 1p 1ph 20A @600V 2p 1ph 20A @600V 3p 3ph
Internal/standard auxiliary contact:	
Number of NC / NO auxiliary contacts	0NC / 1NO
Rating	A600 / Q600
Optional auxiliary contact:	
Max number of NC / NO auxiliary contacts	4 max NC/NO combination
Rating	A300 / Q300
Coil:	
Voltage	110VAC 50HZ / 120VAC 60HZ Coil
Sealed watts	(no data)
Inrush / sealed power	31.7 / 4.8 VA
Normal coil operating limits (% of rated voltage)	85% - 110%
Typical drop-out volts (% of rated voltage)	(no data)
Pick-up time / Drop-out time	(no data)
Disconnect type (none):	
Rating	NA
Fuse type accepted	NA

Enclosure:	
Type	Open device (no enclosure)
Rating	NA
Mounting/wiring:	
Mounting orientation	Vertical
Mounting type	Surface
Line side connection type / torque	Screw / 7 - 12 lb-in
Line side solid & stranded conductors	2 x (20 - 16), 2 x (18 - 14), 2 x 12 AWG 75°C CU
Load side connection type / torque	Screw / 7 - 12 lb-in
Load side solid & stranded conductors	2 x (20 - 16), 2 x (18 - 14), 2 x 12 AWG 75°C CU
Coil connection type / torque	Screw / 7 - 10 lb in.
Coil solid & stranded conductors	2x(20-16), 2x(18-14) CU 75°C
Main auxiliary contact connection type / torque	Screw / 7 - 12 lb-in
Main auxiliary contact solid & stranded conductors	2 x (20 - 16), 2 x (18 - 14) AWG 75°C CU
Short circuit current rating:	
Fuses	100kA@600V (Class RK5 30A max)
Thermal magnetic circuit breaker	24kA@240V; 5kA@600V (25A max CB)
Additional information:	
	Brochure



REF. DRAWING D38299



LENO00B003 Wiring Diagram