



circuit breaker 3VA5 UL frame 125 breaking capacity class S 25kA @ 480V 3-pole, line protection TM210, FTFM, In=35A overload protection Ir=35A fixed short-circuit protection Ii=10 x In without connection

Model	
product brand name	SENTRON
product designation	Molded-case circuit breaker
product designation / according to UL file	SEAS
design of the product	System protection
design of the load switch / according to UL 489 / Heating, Air Conditioning, and Refrigeration circuit breaker (HACR Type)	Yes
design of the load switch / according to UL 489 / High-Intensity-Discharge circuit breaker (HID Type)	Yes
design of the load switch / according to UL 489 / Switching Duty circuit breaker (SWD Type)	No
design of the overcurrent release	TM210
protection function of the overcurrent release	LI
number of poles	3
General technical data	
insulation voltage / rated value	800 V
operating voltage / at DC / rated value	500 V
operating voltage / at AC / rated value	690 V
power loss [W] / maximum	11.4 W
power loss [W] / for rated value of the current / at AC / in hot operating state / per pole	3.8 W
mechanical service life (operating cycles) / typical	20 000
electrical endurance (operating cycles) / at AC-1 / at 380/415 V	8 000
electrical endurance (operating cycles) / at AC-1 / at 690 V	4 000
electrical endurance (operating cycles) / at 480 V	8 000
electrical endurance (operating cycles) / at 600 V	4 000
product feature / for neutral conductors / upgradable/retrofitable / short-circuit and overload proof	No
ground-fault monitoring version	without
product function	
• communication function	No
• other measurement function	No
Net Weight	950 g
Current	
marking / according to UL 489 / 100%-rated breaker	No
operational current	
• at 40 °C	35 A
• at 45 °C	34 A
• at 50 °C	34 A
• at 55 °C	33 A
• at 60 °C	33 A
• at 65 °C	32 A

<ul style="list-style-type: none"> <li>• at 70 °C</li> </ul>	32 A
<b>Switching capacity according to IEC 60947</b>	
switching capacity class of the circuit breaker	S
maximum short-circuit current breaking capacity (I <sub>cu</sub> )	
<ul style="list-style-type: none"> <li>• at 240 V</li> <li>• at 415 V</li> <li>• at 690 V</li> </ul>	55 kA 36 kA 5 kA
operating short-circuit current breaking capacity (I <sub>cs</sub> )	
<ul style="list-style-type: none"> <li>• at 240 V</li> <li>• at 415 V</li> <li>• at 690 V</li> </ul>	85 kA 36 kA 5 kA
short-circuit current making capacity (I <sub>cm</sub> )	
<ul style="list-style-type: none"> <li>• at 240 V</li> <li>• at 415 V</li> <li>• at 690 V</li> </ul>	121 kA 75.6 kA 7.5 kA
design of short-circuit protection	For switching power values in DC networks, see the 3VA molded case circuit breaker device manual; link to be found under Service & Support in the last chapter
<b>Switching capacity according to UL 489</b>	
current breaking capacity	
<ul style="list-style-type: none"> <li>• at 240 V</li> <li>• at 480 V</li> <li>• at 600 Y/347 V</li> </ul>	65 kA 25 kA 14 kA
<b>Adjustable parameters</b>	
adjustable response value setting current (I <sub>r</sub> ) / of the L-trip / with I <sup>2</sup> t characteristic	
<ul style="list-style-type: none"> <li>• minimum</li> <li>• maximum</li> </ul>	35 A 35 A
adjustable response value delay time (t <sub>r</sub> ) / for L-tripping / with I <sup>2</sup> t characteristic	
<ul style="list-style-type: none"> <li>• minimum</li> <li>• maximum</li> </ul>	1 s 1 s
adjustable response value setting current (I <sub>i</sub> ) / for I-tripping	
<ul style="list-style-type: none"> <li>• minimum</li> <li>• maximum</li> </ul>	350 A 350 A
adjustable absolute value setting current (I <sub>nN</sub> ) / for N-tripping	
<ul style="list-style-type: none"> <li>• minimum</li> <li>• maximum</li> </ul>	0 A 0 A
adjustable current response value current / of the current-dependent overload release	35 ... 35 A
product function / grounding protection	No
<b>Mechanical Design</b>	
product component	
<ul style="list-style-type: none"> <li>• undervoltage release</li> <li>• voltage trigger</li> <li>• trip indicator</li> </ul>	No No No
height [in]	5.51 in
height	140 mm
width [in]	3 in
width	76.2 mm
depth [in]	3.01 in
depth	76.5 mm
<b>Connections</b>	
arrangement of electrical connectors / for main current circuit	Without connection
type of electrical connection / for main current circuit	Without
<b>Auxiliary circuit</b>	
number of CO contacts / for auxiliary contacts	0
<b>Accessories</b>	
product extension / optional / motor drive	Yes
<b>Environmental conditions</b>	
protection class IP / on the front	IP40
ambient temperature	

- during operation / minimum
- during operation / maximum
- during storage / minimum
- during storage / maximum

-25 °C  
70 °C  
-40 °C  
80 °C

## Certificates

reference code / according to IEC 81346-2

Q

### General Product Approval

EMC

[Confirmation](#)



[Miscellaneous](#)



### Declaration of Conformity

### Test Certificates

### Marine / Shipping



[Special Test Certificate](#)

[Type Test Certificates/Test Report](#)



### Marine / Shipping

### other



[Miscellaneous](#)

[Confirmation](#)

[Miscellaneous](#)

## Further information

Siemens has decided to exit the Russian market (see here).

<https://press.siemens.com/global/en/pressrelease/siemens-wind-down-russian-business>

Siemens is working on the renewal of the current EAC certificates.

Please contact your local Siemens office on the status of validity of the EAC certification if you intend to import or offer to supply these products to an EAC relevant market (other than the sanctioned EAEU member states Russia or Belarus).

Information on the packaging

<https://support.industry.siemens.com/cs/ww/en/view/109813875>

Information- and Downloadcenter (Catalogs, Brochures,...)

<http://www.siemens.com/lowvoltage/catalogs>

Industry Mall (Online ordering system)

<https://mall.industry.siemens.com/mall/en/en/Catalog/product?mlfb=3VA5135-4ED31-0AA0>

Service&Support (Manuals, Certificates, Characteristics, FAQs,...)

<https://support.industry.siemens.com/cs/ww/en/ps/3VA5135-4ED31-0AA0>

Image database (product images, 2D dimension drawings, 3D models, device circuit diagrams, ...)

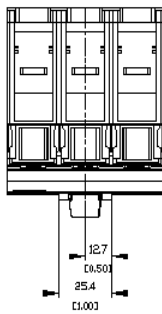
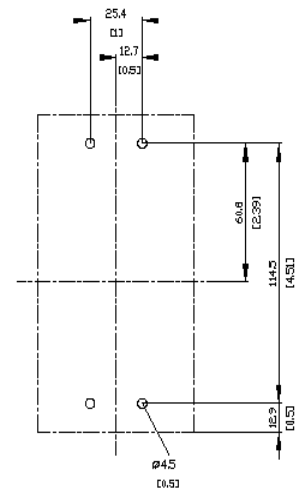
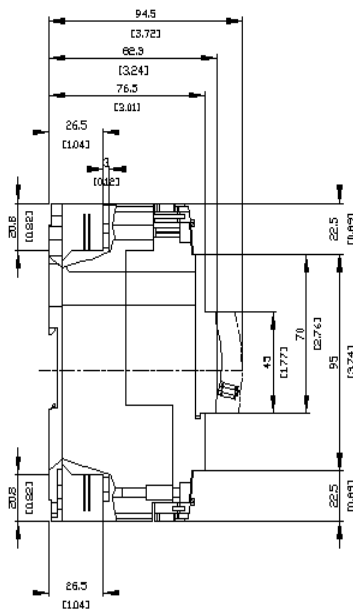
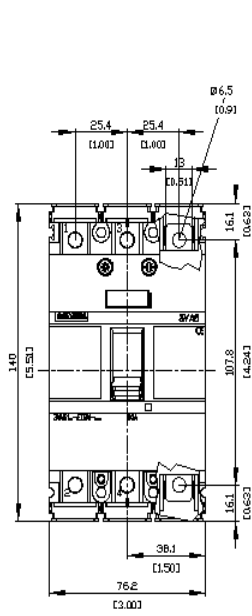
[http://www.automation.siemens.com/bilddb/cax\\_en.aspx?mlfb=3VA5135-4ED31-0AA0](http://www.automation.siemens.com/bilddb/cax_en.aspx?mlfb=3VA5135-4ED31-0AA0)

CAx-Online-Generator

<http://www.siemens.com/cax>

Tender specifications

<http://www.siemens.com/specifications>





last modified:

7/14/2022

