



Enclosure for command devices, 22 mm, round, Enclosure material plastic, enclosure top part gray, 3 control points plastic, C=Indicator light clear, label, LED 24 V, screw terminal, B=Pushbutton white, label: I, 1 NO, screw terminal, A=Pushbutton black, Label: O, 1 NC, screw terminal, floor mounting, 1xM20 each on top and bottom, Labels enclosed

<b>product brand name</b>	SIRIUS ACT
<b>product designation</b>	Enclosures
<b>product type designation</b>	3SU1
<b>equipment of commanding and signaling device</b>	A = Pushbutton / B = Pushbutton / C = Indicator light
<b>manufacturer's article number</b>	<ul style="list-style-type: none"> <li>• of supplied contact module</li> <li>• of supplied contact module at the command point A 1</li> <li>• of supplied contact module at the command point B 2</li> <li>• of supplied LED module</li> <li>• of supplied LED module at the command point C</li> <li>• of the supplied holder</li>   <li>• of the supplied holder at the command point A</li> <li>• of the supplied holder at the command point B</li> <li>• of the supplied holder at the command point C</li> <li>• of the supplied actuator</li> <li>• of the supplied actuator at the command point A</li> <li>• of the supplied actuator at the command point B</li> <li>• of the supplied actuator at the command point C</li> <li>• of supplied repeater</li> <li>• of supplied empty enclosure</li> <li>• of supplied accessory</li>   <li>• of the supplied accessories at the command point A</li> <li>• of the supplied accessories at the command point B</li> <li>• of the supplied accessories at the command point C</li> </ul>
	A1 = 3SU1400-2AA10-1CA0 / B2 = 3SU1400-2AA10-1BA0 <a href="#">3SU1400-2AA10-1CA0</a> <a href="#">3SU1400-2AA10-1BA0</a> C3 = 3SU1401-2BB60-1AA0 <a href="#">3SU1401-2BB60-1AA0</a> A = 3SU1500-0AA10-0AA0, B = 3SU1500-0AA10-0AA0, C = 3SU1500-0AA10-0AA0 <a href="#">3SU1500-0AA10-0AA0</a> <a href="#">3SU1500-0AA10-0AA0</a> <a href="#">3SU1500-0AA10-0AA0</a> A = 3SU1000-0AB10-0AA0 / B = 3SU1000-0AB60-0AA0 <a href="#">3SU1000-0AB10-0AA0</a> <a href="#">3SU1000-0AB60-0AA0</a> <a href="#">3SU1001-6AA60-0AA0</a> C = 3SU1001-6AA60-0AA0 <a href="#">3SU1803-0AA00-0AB1</a> A = 3SU1900-0AF16-0QA0, B = 3SU1900-0AF16-0QB0, C = 3SU1900-0AF16-0AA0 <a href="#">3SU1900-0AF16-0QA0</a> <a href="#">3SU1900-0AF16-0QB0</a> <a href="#">3SU1900-0AF16-0AA0</a>
<b>Enclosure</b>	
<b>design of the housing</b>	with recess for label
<b>shape of the enclosure front</b>	rectangular
<b>material of the enclosure</b>	plastic
<b>number of command points</b>	3
<b>product component</b>	
<ul style="list-style-type: none"> <li>• EMERGENCY STOP device</li> <li>• protective collar</li> </ul>	No No
color of the enclosure top part	grey
<b>delivery state</b>	
<ul style="list-style-type: none"> <li>• as a kit</li> <li>• pre-wired on strip terminal</li> </ul>	No No
<b>fastening method of the enclosure</b>	Vertical
<b>Actuator</b>	
<b>design of the actuating element</b>	Pushbutton / pushbutton / indicator light

suitability for use EMERGENCY OFF switch	No
product feature lockout	No
product extension optional light source	Yes
color of the actuating element	A = black / B = white / C = clear
<b>material of the actuating element</b>	plastic
<b>shape of the actuating element</b>	round
<b>number of contact modules</b>	2
<b>type of unlocking device</b>	A = none / B = none / C = none
<b>Front ring</b>	
<b>product component front ring</b>	Yes
<b>design of the front ring</b>	Standard
<b>material of the front ring</b>	plastic
<b>color of the front ring</b>	black
<b>Holder</b>	
<b>material of the holder</b>	Plastic
<b>Display</b>	
<b>number of LED modules</b>	1
<b>General technical data</b>	
<b>product function</b>	
• positive opening	Yes
• EMERGENCY OFF function	No
• EMERGENCY STOP function	No
<b>protection class IP</b>	IP66, IP67, IP69(IP69K)
<b>degree of protection NEMA rating</b>	1, 2, 3, 3R, 4, 4X, 12K, 13
<b>shock resistance</b>	
• according to IEC 60068-2-27	sinusoidal half-wave 15g / 11 ms
• for railway applications according to EN 61373	Category 1, Class B
<b>vibration resistance</b>	
• according to IEC 60068-2-6	10 ... 500 Hz: 5g
• for railway applications according to EN 61373	Category 1, Class B
<b>reference code according to IEC 81346-2</b>	S
<b>continuous current of the C characteristic MCB</b>	10 A; for a short-circuit current smaller than 400 A
<b>continuous current of the quick DIAZED fuse link</b>	10 A
<b>continuous current of the DIAZED fuse link gG</b>	10 A
<b>Substance Prohibitance (Date)</b>	10/01/2014
<b>operating voltage</b>	
• at AC	
— at 50 Hz rated value	24 ... 24 V
— at 60 Hz rated value	24 ... 24 V
• at DC rated value	24 ... 24 V
<b>Communication/ Protocol</b>	
design of the interface for communication	without
<b>Auxiliary circuit</b>	
<b>design of the contact of auxiliary contacts</b>	Silver alloy
<b>number of NC contacts for auxiliary contacts</b>	1
<b>number of NO contacts for auxiliary contacts</b>	1
<b>Connections/ Terminals</b>	
type of electrical connection of modules and accessories	Screw-type terminal
<b>type of electrical connection on enclosure</b>	Cable routing above and below, both 1 x M20
<b>tightening torque of the screws in the bracket</b>	1 ... 1.2 N·m
<b>tightening torque of fixing screws in the enclosure cover</b>	1.5 ... 1.7 N·m
tightening torque with screw-type terminals	0.8 ... 0.9 N·m
<b>Lamp</b>	
<b>light intensity</b>	900 ... 1 400 mcd
<b>Ambient conditions</b>	
<b>ambient temperature</b>	
• during operation	-25 ... +70 °C
• during storage	-40 ... +80 °C
environmental category during operation according to IEC 60721	3M6, 3S2, 3B2, 3K6 (with relative air humidity of 10 ... 95%, no condensation in operation permitted for all devices behind front panel)

Installation/ mounting/ dimensions	
fastening method of modules and accessories	Floor mounting
height	154 mm
width	85 mm
depth	75.8 mm
shape of the installation opening	round

Accessories	
number of labels	3
marking of the name plate for command devices	A = O / B = I / C = without inscription
color of the label	A = black / B = black / C = black
number of inscription plates	0

### Certificates/ approvals

#### General Product Approval



[Confirmation](#)



Declaration of Conformity	Test Certificates	Marine / Shipping
---------------------------	-------------------	-------------------



[Special Test Certificate](#)

[Type Test Certificates/Test Report](#)



Marine / Shipping	other	Environment
-------------------	-------	-------------



[Confirmation](#)

[Environmental Confirmations](#)

### Further information

Siemens has decided to exit the Russian market (see here).

<https://press.siemens.com/global/en/pressrelease/siemens-wind-down-russian-business>

Siemens is working on the renewal of the current EAC certificates.

Please contact your local Siemens office on the status of validity of the EAC certification if you intend to import or offer to supply these products to an EAC relevant market (other than the sanctioned EAEU member states Russia or Belarus).

Information on the packaging

<https://support.industry.siemens.com/cs/ww/en/view/109813875>

Information- and Downloadcenter (Catalogs, Brochures,...)

<https://www.siemens.com/ic10>

Industry Mall (Online ordering system)

<https://mall.industry.siemens.com/mall/en/en/Catalog/product?mlfb=3SU1803-0AC00-2AB1>

Cax online generator

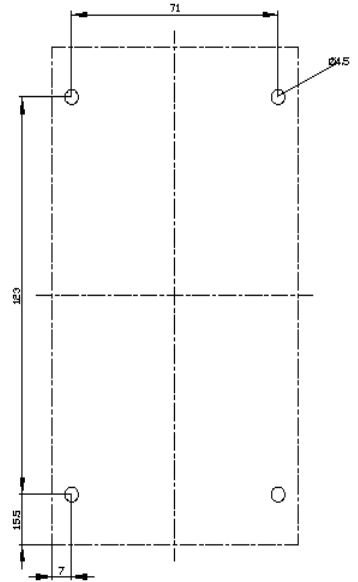
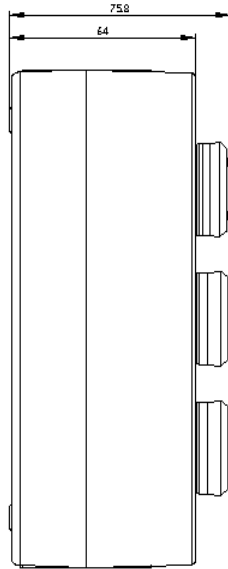
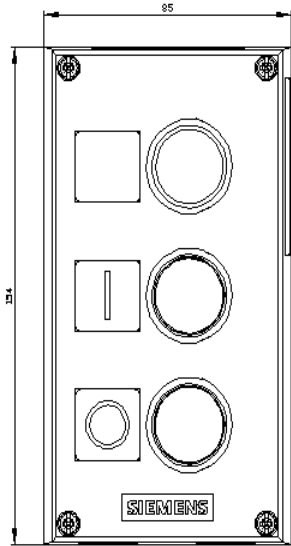
<http://support.automation.siemens.com/WW/CAXorder/default.aspx?lang=en&mlfb=3SU1803-0AC00-2AB1>

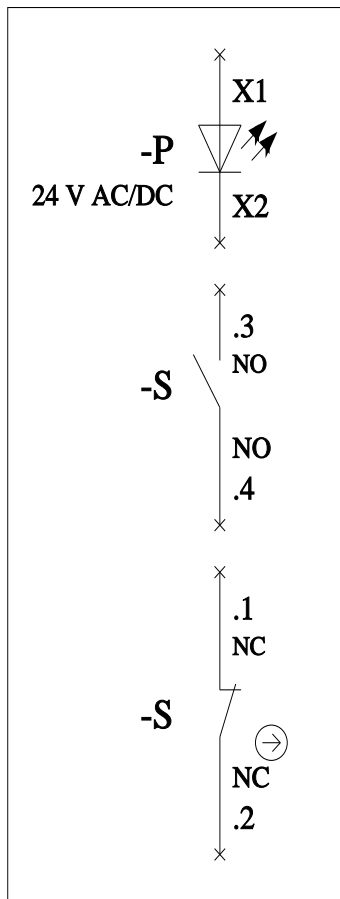
Service&Support (Manuals, Certificates, Characteristics, FAQs,...)

<https://support.industry.siemens.com/cs/ww/en/ps/3SU1803-0AC00-2AB1>

Image database (product images, 2D dimension drawings, 3D models, device circuit diagrams, EPLAN macros, ...)

[http://www.automation.siemens.com/bilddb/cax\\_de.aspx?mlfb=3SU1803-0AC00-2AB1&lang=en](http://www.automation.siemens.com/bilddb/cax_de.aspx?mlfb=3SU1803-0AC00-2AB1&lang=en)





last modified:

1/26/2022 