



Contact module with 1 contact element, 1 NC, spring-type terminal, for front plate mounting, Minimum order quantity 5 or a multiple thereof

<b>product brand name</b>	SIRIUS ACT
<b>product designation</b>	Contact module
<b>product type designation</b>	3SU1
<b>General technical data</b>	
product function positive opening	Yes
insulation voltage rated value	500 V
<b>degree of pollution</b>	3
<b>type of voltage</b>	
• of the operating voltage	AC/DC
• of the input voltage	AC/DC
<b>surge voltage resistance rated value</b>	6 kV
protection class IP	
• of the enclosure	IP40
• of the terminal	IP20
<b>shock resistance</b>	
• acc. to IEC 60068-2-27	sinusoidal half-wave 50g / 11 ms
• for railway applications acc. to DIN EN 61373	Category 1, Class B
<b>vibration resistance</b>	
• acc. to IEC 60068-2-6	10 ... 500 Hz: 5g
• for railway applications acc. to DIN EN 61373	Category 1, Class B
<b>operating frequency maximum</b>	3 600 1/h
mechanical service life (switching cycles) typical	10 000 000
electrical endurance (switching cycles) typical	10 000 000
<b>thermal current</b>	10 A
<b>reference code acc. to IEC 81346-2</b>	S
<b>continuous current of the C characteristic MCB</b>	10 A
Substance Prohibitance (Date)	01.10.2014 00:00:00
<b>operating voltage</b>	
• at AC	
— at 50 Hz rated value	5 ... 500 V
— at 60 Hz rated value	5 ... 500 V
• at DC rated value	5 ... 500 V
<b>Power Electronics</b>	
<b>contact reliability</b>	One maloperation per 100 million (17 V, 5 mA), one maloperation per 10 million (5 V, 1 mA)
<b>Auxiliary circuit</b>	
<b>design of the contact of auxiliary contacts</b>	Silver alloy
<b>number of NC contacts for auxiliary contacts</b>	1

• lagging switching	0
<b>number of NO contacts for auxiliary contacts</b>	0
• leading contact	0
<b>operational current at AC-12</b>	
• at 24 V rated value	10 A
• at 48 V rated value	10 A
• at 110 V rated value	10 A
• at 230 V rated value	8 A
• at 400 V rated value	8 A
<b>operational current at AC-15</b>	
• at 24 V rated value	6 A
• at 48 V rated value	6 A
• at 110 V rated value	6 A
• at 230 V rated value	6 A
• at 400 V rated value	3 A
• at 500 V rated value	1.4 A
<b>operational current at DC-12</b>	
• at 24 V rated value	10 A
• at 48 V rated value	5 A
• at 110 V rated value	2.5 A
• at 230 V rated value	1 A
• at 400 V rated value	0.3 A
• at 500 V rated value	0.3 A
<b>operational current at DC-13</b>	
• at 24 V rated value	3 A
• at 48 V rated value	1.5 A
• at 110 V rated value	0.7 A
• at 230 V rated value	0.3 A
• at 400 V rated value	0.1 A
• at 500 V rated value	0.1 A
<b>Connections/ Terminals</b>	
<b>type of electrical connection</b>	spring-loaded terminals
<b>type of connectable conductor cross-sections</b>	
• solid without core end processing	2x (0.25 ... 1.5 mm <sup>2</sup> )
• finely stranded with core end processing	2x (0.25 ... 0.75 mm <sup>2</sup> )
• finely stranded without core end processing	2x (0.25 ... 1.5 mm <sup>2</sup> )
• at AWG cables	2x (24 ... 16)
<b>Ambient conditions</b>	
<b>ambient temperature</b>	
• during operation	-25 ... +70 °C
• during storage	-40 ... +80 °C
environmental category during operation acc. to IEC 60721	3M6, 3S2, 3B2, 3C3 (without salt spray), 3K6 (with relative humidity of 10 ... 95%, no condensation in operation permitted)
<b>Installation/ mounting/ dimensions</b>	
<b>fastening method</b>	front panel mounting
• of modules and accessories	Front plate mounting
<b>height</b>	36 mm
<b>width</b>	9.8 mm
<b>depth</b>	27.7 mm
<b>Certificates/ approvals</b>	
<b>General Product Approval</b>	



[KC](#)



Declaration of Conformity	Test Certificates	Marine / Shipping
---------------------------	-------------------	-------------------



[UK Declaration of Conformity](#)

[Type Test Certificates/Test Report](#)

[Special Test Certificate](#)



Marine / Shipping	other
-------------------	-------



[Confirmation](#)

#### Further information

Information- and Downloadcenter (Catalogs, Brochures,...)

<https://www.siemens.com/ic10>

Industry Mall (Online ordering system)

<https://mall.industry.siemens.com/mall/en/en/Catalog/product?mlfb=3SU1400-1AA10-3CA0>

Cax online generator

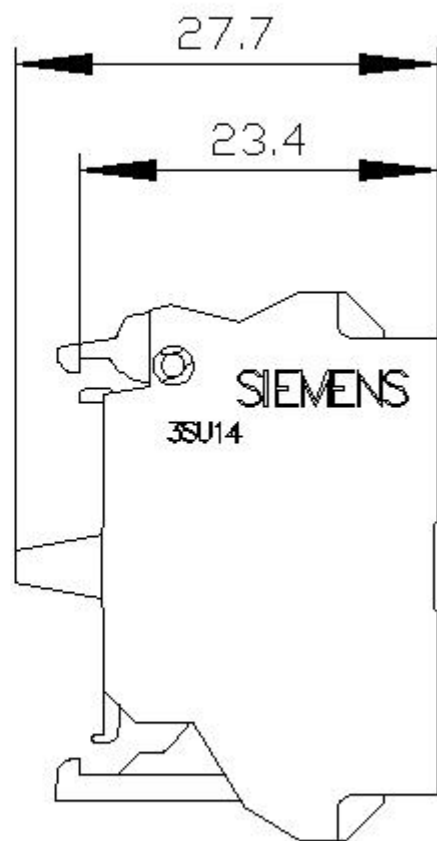
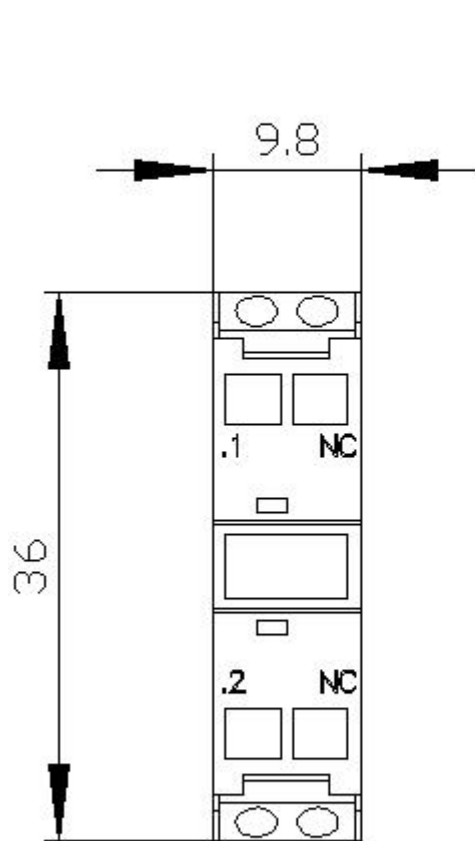
<http://support.automation.siemens.com/WW/CAXorder/default.aspx?lang=en&mlfb=3SU1400-1AA10-3CA0>

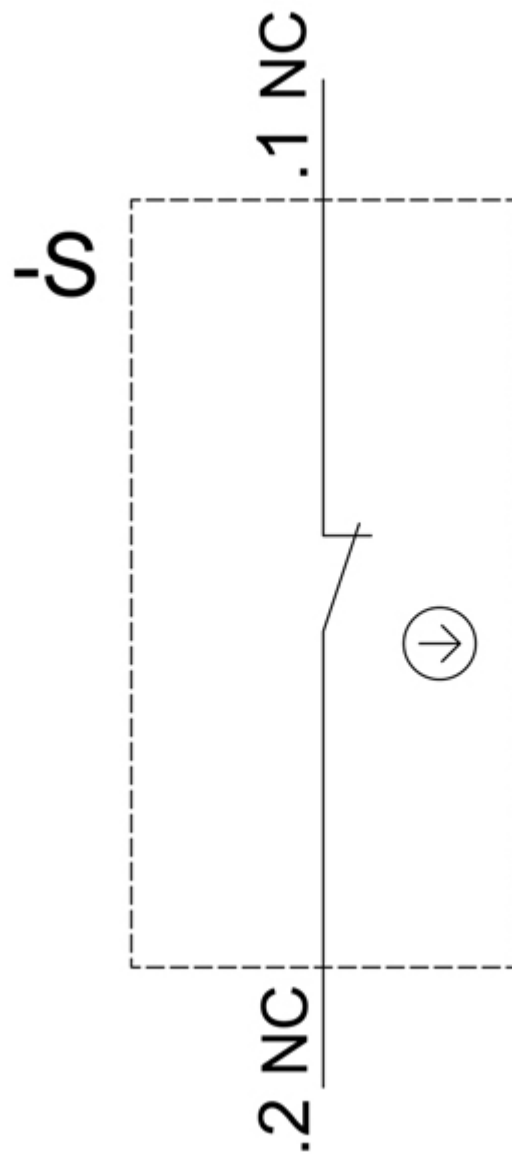
Service&Support (Manuals, Certificates, Characteristics, FAQs,...)

<https://support.industry.siemens.com/cs/ww/en/ps/3SU1400-1AA10-3CA0>

Image database (product images, 2D dimension drawings, 3D models, device circuit diagrams, EPLAN macros, ...)

[http://www.automation.siemens.com/bilddb/cax\\_de.aspx?mlfb=3SU1400-1AA10-3CA0&lang=en](http://www.automation.siemens.com/bilddb/cax_de.aspx?mlfb=3SU1400-1AA10-3CA0&lang=en)





last modified:

7/14/2021 [🔗](#)