



Safety position switch with tumbler Locking force 1300 N 5 directions of approaches Spring-locked Auxiliary release on front Magnet voltage 230 V AC Monitoring actuator 2 NC/1 NO Monitoring magnet 2 NC/1 NO Supplied without actuator. Actuator 3SE5000-0AV0. please order separately

product brand name	SIRIUS
product designation	Mechanical safety switches
design of the product	with separate actuator and with tumbler
product type designation	3SE5
manufacturer's article number of the optional actuators	3SE5000-0AV01 standard actuator, 3SE5000-0AV02 actuator with vertical fixing, 3SE5000-0AV03 actuator with transverse fixing, 3SE5000-0AV04 radius actuator, approach from left, 3SE5000-0AV05 universal actuator, 3SE5000-0AV06 radius actuator, approach from right, 3SE5000-0AV07 Heavy Duty actuator, 3SE5000-0AW42 actuator with vertical fixing, stainless steel socket, 3SE5000-0AW43 actuator with transverse fixing, stainless steel socket, 3SE5000-0AW51 stainless steel actuator, 3SE5000-0AW52 stainless steel actuator with vertical fixing, 3SE5000-0AW53 stainless steel actuator with transverse fixing
suitability for use safety switch	Yes
General technical data	
product function positive opening	Yes
insulation voltage rated value	250 V
degree of pollution	class 3
surge voltage resistance rated value	4 kV
protection class IP	IP66/IP67
shock resistance	30g / 11 ms
• acc. to IEC 60068-2-27	30g / 11 ms
vibration resistance	0.35 mm / 5g
• acc. to IEC 60068-2-6	0.35 mm/5g
mechanical service life (switching cycles) typical	1 000 000
electrical endurance (switching cycles) with contactor 3RH11, 3RT1016, 3RT1017, 3RT1024, 3RT1025, 3RT1026 typical	1 000 000
Electrical operating cycles in one hour with contactor 3RH11, 3RT1016, 3RT1017, 3RT1024, 3RT1025, 3RT1026	6 000
thermal current	10 A
material of the enclosure of the switch head	plastic
reference code acc. to IEC 81346-2	B
continuous current of the C characteristic MCB	1 A; for a short-circuit current smaller than 400 A
continuous current of the quick DIAZED fuse link	10 A; for a short-circuit current smaller than 400 A
continuous current of the DIAZED fuse link gG	6 A; for a short-circuit current smaller than 400 A
locking force	1 300 N
• acc. to DIN EN ISO 14119	1 000 N
repeat accuracy	0.05 mm
Substance Prohibance (Date)	01.10.2011 00:00:00

consumed active power of magnet coil	4 W
minimum actuating force in directions of actuation	30 N
length of the sensor	185 mm
width of the sensor	54 mm
operational current at AC-15 <ul style="list-style-type: none"> at 24 V rated value at 120 V rated value at 240 V rated value 	6 A 6 A 3 A
operational current at DC-13 <ul style="list-style-type: none"> at 24 V rated value at 125 V rated value at 250 V rated value 	3 A 0.55 A 0.27 A
design of the interface for safety-related communication	without
Enclosure	
design of the housing	special design
material of the enclosure	plastic
design of the housing acc. to standard	No
Drive Head	
design of the actuating element	5 directions of approach
design of the switching function	positive opening
number of directions of actuation	5
circuit principle	slow-action contacts
number of switching contacts safety-related	4
Connections/ Terminals	
type of electrical connection	screw-type terminals
type of connectable conductor cross-sections <ul style="list-style-type: none"> solid finely stranded with core end processing at AWG cables solid at AWG cables stranded 	1x (0.5 ... 1.5 mm ²), 2x (0.5 ... 0.75 mm ²) 1x (0.5 ... 1.5 mm ²), 2x (0.5 ... 0.75 mm ²) 1x (20 ... 16), 2x (20 ... 18) 1x (20 ... 16), 2x (20 ... 18)
Safety related data	
B10 value with high demand rate acc. to SN 31920	1 000 000
proportion of dangerous failures with high demand rate acc. to SN 31920	20 %
cable entry type	3 x (M20 x 1.5)
locking mechanism design	spring-actuated lock (closed-circuit principle) with auxiliary release
Communication/ Protocol	
design of the interface	without
Ambient conditions	
ambient temperature <ul style="list-style-type: none"> during operation during storage 	-25 ... +60 °C -40 ... +80 °C
explosion protection category for dust	none
Supply voltage	
supply voltage of magnet coil	230 V
Installation/ mounting/ dimensions	
mounting position	any
fastening method	screw fixing
Certificates/ approvals	
General Product Approval	
Functional Safety/Safety of Machinery	



[Type Examination Certificate](#)

[UK Declaration of
Conformity](#)



[Type Test Certificates/Test Report](#)

[Confirmation](#)

Further information

Information- and Downloadcenter (Catalogs, Brochures,...)

<https://www.siemens.com/ic10>

Industry Mall (Online ordering system)

<https://mall.industry.siemens.com/mall/en/en/Catalog/product?mlfb=3SE5322-0SD23>

Cax online generator

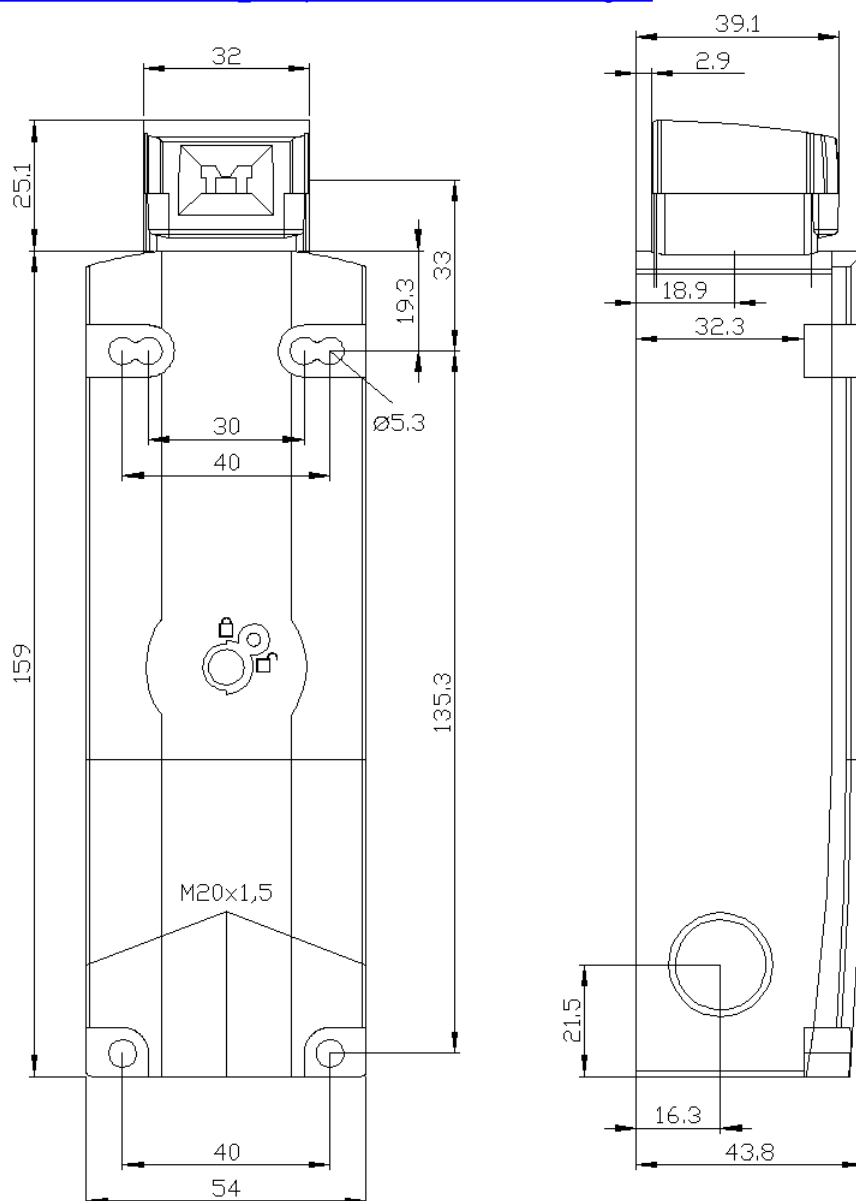
<http://support.automation.siemens.com/WW/CAXorder/default.aspx?lang=en&mlfb=3SE5322-0SD23>

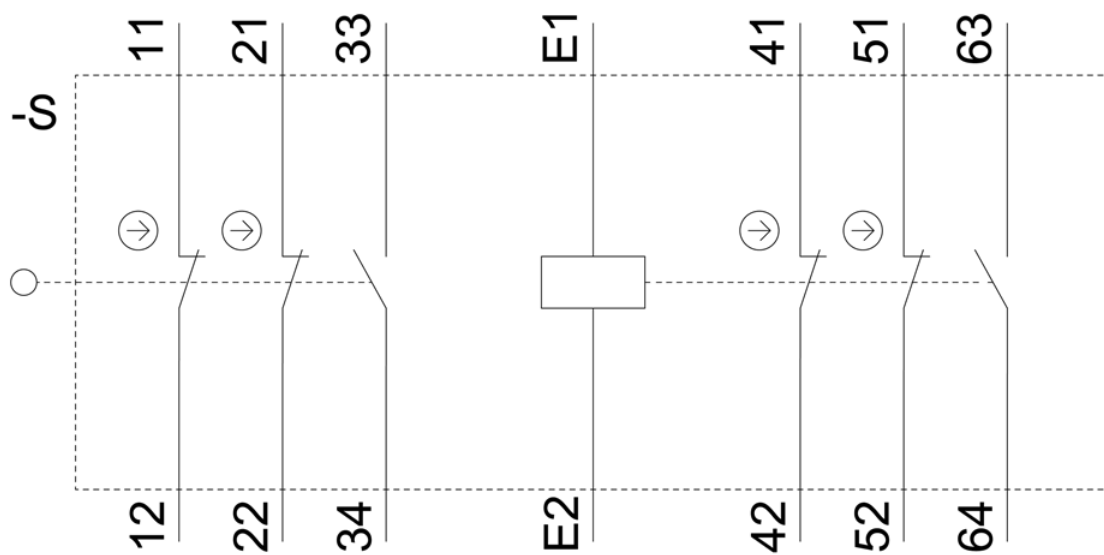
Service&Support (Manuals, Certificates, Characteristics, FAQs,...)

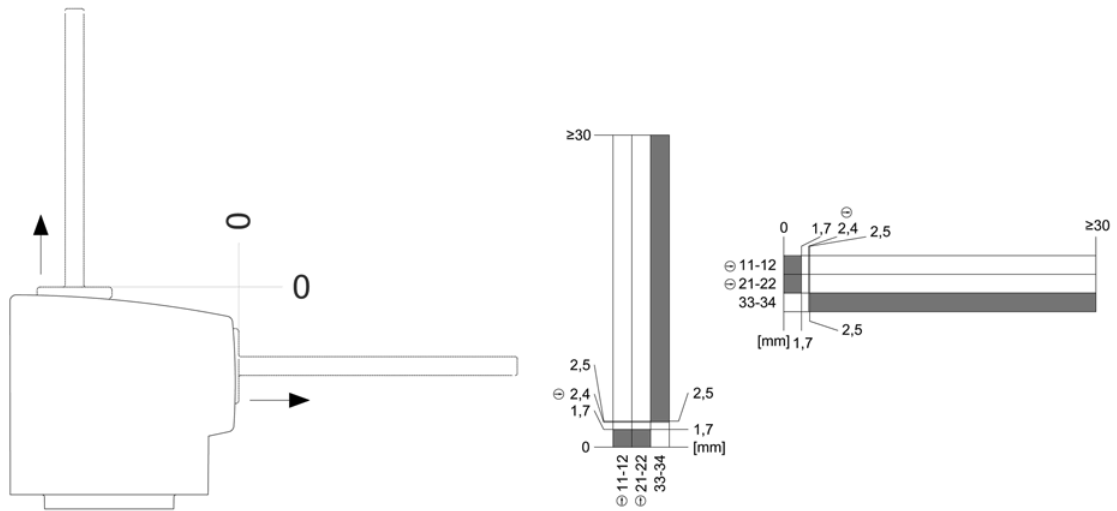
<https://support.industry.siemens.com/cs/ww/en/ps/3SE5322-0SD23>

Image database (product images, 2D dimension drawings, 3D models, device circuit diagrams, EPLAN macros, ...)

http://www.automation.siemens.com/bilddb/cax_de.aspx?mlfb=3SE5322-0SD23&lang=en







last modified:

12/21/2020 