



Coordinate switch, 22 mm, round, plastic with metal front ring, black, 4 switch positions, momentary contact type, with mechanical interlocking in O position, with holder, 1 NO, 1 NO, 1 NO, 1 NO, screw terminal

<b>product brand name</b>	SIRIUS ACT
<b>product designation</b>	Coordinate switches
<b>design of the product</b>	Complete unit
<b>product type designation</b>	3SU1
<b>product line</b>	Plastic with metal front ring, matt, 22 mm
<b>manufacturer's article number</b>	
<ul style="list-style-type: none"> <li>• of supplied contact module at position 1</li> <li>• of supplied contact module at position 2</li> <li>• of supplied contact module at position 3</li> <li>• of supplied contact module at position 4</li> <li>• of the supplied holder</li> <li>• of the supplied actuator</li> </ul>	3SU1400-1AA10-1BA0 3SU1400-1AA10-1BA0 3SU1400-1AA10-1BA0 3SU1400-1AA10-1BA0 3SU1500-0BA10-0AA0 3SU1030-7BF10-0AA0
<b>Enclosure</b>	
<b>shape of the enclosure front</b>	round
<b>Actuator</b>	
<b>design of the actuating element</b>	with mechanical interlocking
<b>principle of operation of the actuating element</b>	momentary contact type
<b>direction of actuation</b>	horizontal / vertical
product extension optional light source	No
color of the actuating element	black
<b>material of the actuating element</b>	plastic
<b>shape of the actuating element</b>	Extended handle
<b>outer diameter of the actuating element</b>	30.5 mm
<b>number of contact modules</b>	4
<b>type of unlocking device</b>	push-to-unlatch mechanism
<b>number of switching positions</b>	4
<b>Maximum deflection angle [°]</b>	30°
<b>Front ring</b>	
<b>product component front ring</b>	Yes
<b>design of the front ring</b>	high
<b>material of the front ring</b>	Metal, matt
<b>color of the front ring</b>	sand gray
<b>Holder</b>	
<b>material of the holder</b>	Plastic
<b>General technical data</b>	
product function positive opening	No
insulation voltage rated value	500 V

<b>degree of pollution</b>	3
type of voltage of the operating voltage	AC/DC
<b>surge voltage resistance rated value</b>	6 kV
<b>protection class IP</b>	IP65, IP67
• of the terminal	IP20
<b>shock resistance</b>	
• acc. to IEC 60068-2-27	Sinusoidal half-wave 50g / 11 ms
• for railway applications acc. to DIN EN 61373	Category 1, Class B
<b>vibration resistance</b>	
• acc. to IEC 60068-2-6	10 ... 500 Hz: 5g
• for railway applications acc. to DIN EN 61373	Category 1, Class B
<b>operating frequency maximum</b>	3 600 1/h
<b>mechanical service life (switching cycles)</b>	
• as operating period per direction of actuation typical	500 000
electrical endurance (switching cycles) typical	10 000 000
<b>electrical endurance (switching cycles) with contactors 3RT1015 to 3RT1026 typical</b>	10 000 000
<b>thermal current</b>	10 A
<b>reference code acc. to IEC 81346-2</b>	S
<b>continuous current of the C characteristic MCB</b>	10 A; for a short-circuit current smaller than 400 A
<b>continuous current of the quick DIAZED fuse link</b>	10 A
<b>continuous current of the DIAZED fuse link gG</b>	10 A
• operating voltage at AC	
— at 50 Hz rated value	5 ... 500 V
— at 60 Hz rated value	5 ... 500 V
• operating voltage at DC rated value	5 ... 500 V
<b>Power Electronics</b>	
<b>contact reliability</b>	One maloperation per 100 million (17 V, 5 mA), one maloperation per 10 million (5 V, 1 mA)
<b>Auxiliary circuit</b>	
<b>design of the contact of auxiliary contacts</b>	Silver alloy
<b>number of NC contacts for auxiliary contacts</b>	0
<b>number of NO contacts for auxiliary contacts</b>	4
<b>Connections/ Terminals</b>	
type of electrical connection of modules and accessories	Screw-type terminal
<b>type of connectable conductor cross-sections</b>	
• solid with core end processing	2x (0.5 ... 0.75 mm <sup>2</sup> )
• solid without core end processing	2x (1.0 ... 1.5 mm <sup>2</sup> )
• finely stranded with core end processing	2x (0.5 ... 1.5 mm <sup>2</sup> )
• finely stranded without core end processing	2x (1,0 ... 1,5 mm <sup>2</sup> )
• at AWG cables	2x (18 ... 14)
<b>tightening torque of the screws in the bracket</b>	1 ... 1.2 N·m
• tightening torque for auxiliary contacts with screw-type terminals	0.8 ... 1 N·m
<b>Safety related data</b>	
B10 value with high demand rate acc. to SN 31920	250 000
<b>proportion of dangerous failures</b>	
• with low demand rate acc. to SN 31920	20 %
• with high demand rate acc. to SN 31920	20 %
failure rate [FIT] with low demand rate acc. to SN 31920	100 FIT
<b>T1 value for proof test interval or service life acc. to IEC 61508</b>	20 y
<b>Ambient conditions</b>	
• ambient temperature during operation	-25 ... +70 °C
• ambient temperature during storage	-40 ... +80 °C
environmental category during operation acc. to IEC 60721	3M6, 3S2, 3B2, 3C3, 3K6 (with relative air humidity of 10 ... 95 %, no condensation in operation permitted for all devices behind front panel)
<b>Installation/ mounting/ dimensions</b>	

<b>fastening method</b>	front panel mounting Front plate mounting
• of modules and accessories	
<b>height</b>	40 mm
<b>width</b>	40 mm
<b>shape of the installation opening</b>	round
<b>mounting diameter</b>	22.3 mm
<b>positive tolerance of installation diameter</b>	0.4 mm
<b>mounting height</b>	75.6 mm
<b>installation width</b>	30.5 mm
<b>installation depth</b>	53.7 mm

**Certificates/ approvals**

<b>General Product Approval</b>	<b>Declaration of Conformity</b>
---------------------------------	----------------------------------



<b>Declaration of Conformity</b>	<b>Test Certificates</b>	<b>Marine / Shipping</b>
----------------------------------	--------------------------	--------------------------

[Miscellaneous](#)

[Special Test Certificate](#)

[Type Test Certificates/Test Report](#)



<b>Marine / Shipping</b>	<b>other</b>
--------------------------	--------------



[Confirmation](#)

**Further information**

Information- and Downloadcenter (Catalogs, Brochures,...)

<https://www.siemens.com/ic10>

Industry Mall (Online ordering system)

<https://mall.industry.siemens.com/mall/en/en/Catalog/product?mlfb=3SU1130-7BF10-1QA0>

Cax online generator

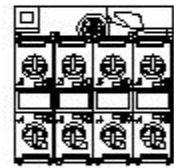
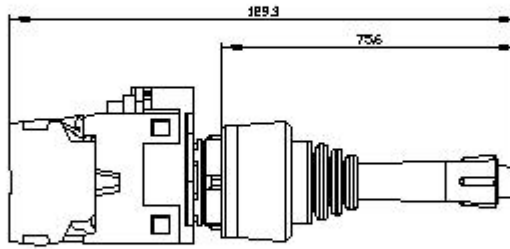
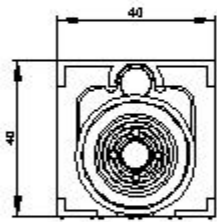
<http://support.automation.siemens.com/WW/CAXorder/default.aspx?lang=en&mlfb=3SU1130-7BF10-1QA0>

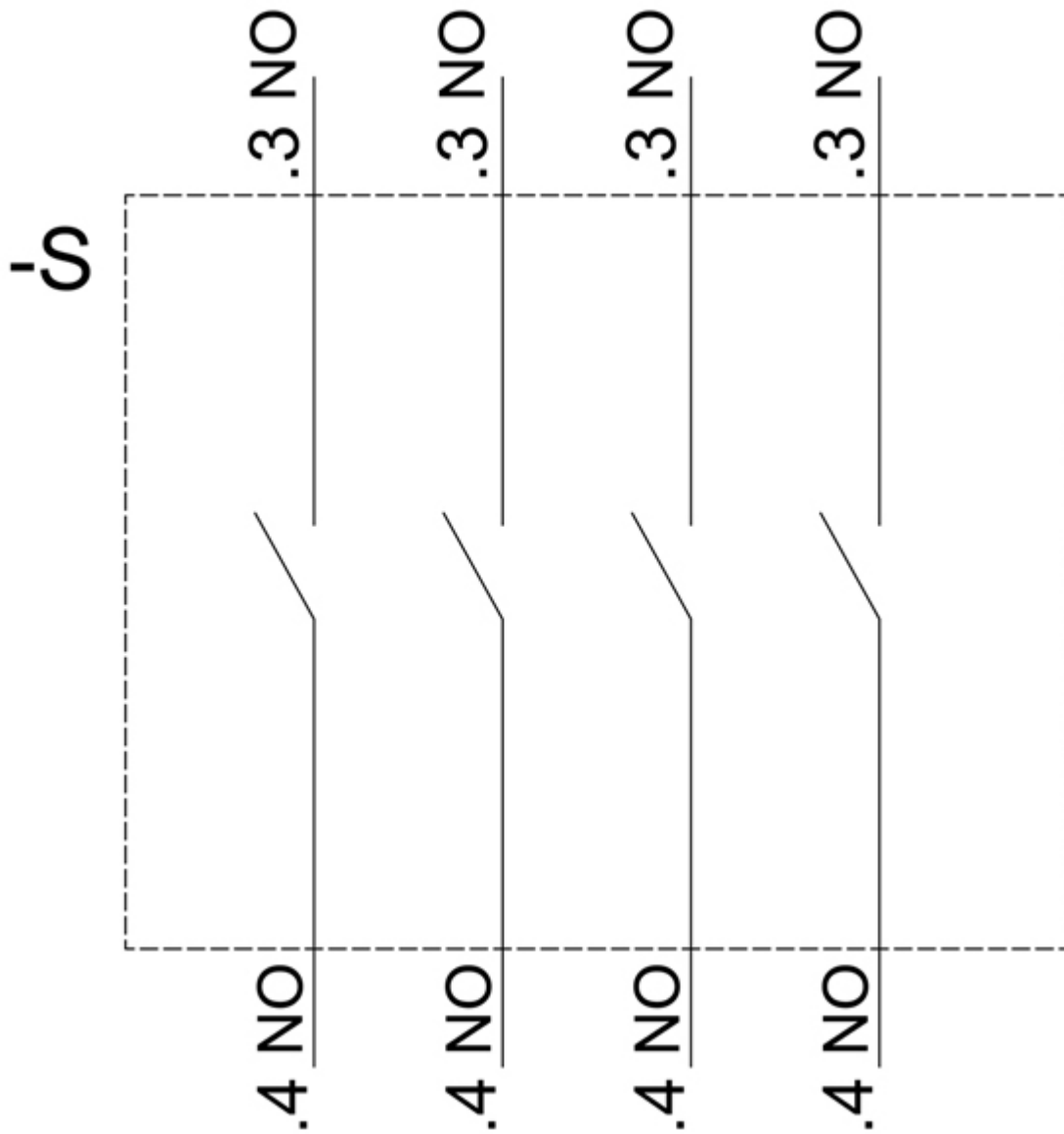
Service&Support (Manuals, Certificates, Characteristics, FAQs,...)

<https://support.industry.siemens.com/cs/ww/en/ps/3SU1130-7BF10-1QA0>

Image database (product images, 2D dimension drawings, 3D models, device circuit diagrams, EPLAN macros, ...)

[http://www.automation.siemens.com/bilddb/cax\\_de.aspx?mlfb=3SU1130-7BF10-1QA0&lang=en](http://www.automation.siemens.com/bilddb/cax_de.aspx?mlfb=3SU1130-7BF10-1QA0&lang=en)





last modified:

8/31/2020 