



Position switch Metal enclosure according to EN 50047, 31 mm Device connection 1 x (M20 x 1.5) 1 NO/1 NC quick action contacts Roller plunger, Form C with plastic roller 10 mm

| | |
|--|--|
| product brand name | SIRIUS |
| product designation | Mechanical position switches |
| product type designation | 3SE5 |
| manufacturer's article number | |
| • of the supplied basic switch | 3SE5212-0CC05 |
| • of the supplied actuator head for position switches | 3SE5000-0AD03 |
| • of the supplied switching contacts | 3SE5000-0CA00 |
| • of the supplied empty enclosure with cover | 3SE5212-0AC05 |
| suitability for use safety switch | Yes |
| General technical data | |
| product function positive opening | Yes |
| insulation voltage rated value | 400 V |
| degree of pollution | class 3 |
| surge voltage resistance rated value | 6 kV |
| protection class IP | IP66/IP67 |
| shock resistance | |
| • acc. to IEC 60068-2-27 | 30g / 11 ms |
| vibration resistance | |
| • acc. to IEC 60068-2-6 | 0.35 mm/5g |
| mechanical service life (switching cycles) typical | 15 000 000 |
| electrical endurance (switching cycles) at AC-15 at 230 V typical | 100 000 |
| electrical endurance (switching cycles) with contactor 3RH11, 3RT1016, 3RT1017, 3RT1024, 3RT1025, 3RT1026 typical | 10 000 000 |
| Electrical operating cycles in one hour with contactor 3RH11, 3RT1016, 3RT1017, 3RT1024, 3RT1025, 3RT1026 | 6 000 |
| thermal current | 10 A |
| material of the enclosure of the switch head | metal |
| reference code acc. to IEC 81346-2 | B |
| continuous current of the C characteristic MCB | 1 A; for a short-circuit current smaller than 400 A |
| continuous current of the quick DIAZED fuse link | 10 A; for a short-circuit current smaller than 400 A |
| continuous current of the DIAZED fuse link gG | 6 A |
| active principle | mechanical |
| repeat accuracy | 0.05 mm |
| minimum actuating force in directions of actuation | 20 N |
| length of the sensor | 86 mm |
| width of the sensor | 31 mm |

| | |
|--|---|
| design of the switching contact | mechanical |
| operating frequency rated value | 50 ... 60 Hz |
| number of NC contacts for auxiliary contacts | 1 |
| number of NO contacts for auxiliary contacts | 1 |
| operational current at AC-15 | |
| • at 24 V rated value | 6 A |
| • at 120 V rated value | 6 A |
| • at 240 V rated value | 6 A |
| • at 400 V rated value | 4 A |
| operational current at DC-13 | |
| • at 24 V rated value | 3 A |
| • at 125 V rated value | 0.55 A |
| • at 250 V rated value | 0.27 A |
| • at 400 V rated value | 0.12 A |
| design of the interface for safety-related communication | without |
| Enclosure | |
| design of the housing | block, narrow |
| material of the enclosure | metal |
| coating of the enclosure | cathodic immersion coating |
| design of the housing acc. to standard | Yes |
| Drive Head | |
| design of the actuating element | Roller plunger, plastic roller |
| standard-compliant actuator head | EN 50047, design C |
| shape of the switch head | roller |
| design of the switching function | positive opening |
| circuit principle | snap-action contacts |
| number of switching contacts safety-related | 1 |
| Connections/ Terminals | |
| type of electrical connection | screw-type terminals |
| type of connectable conductor cross-sections | |
| • solid | 1x (0.5 ... 1.5 mm ²), 2x (0.5 ... 0.75 mm ²) |
| • finely stranded with core end processing | 1x (0.5 ... 1.5 mm ²), 2x (0.5 ... 0.75 mm ²) |
| • at AWG cables solid | 1x (20 ... 16), 2x (20 ... 18) |
| • at AWG cables stranded | 1x (20 ... 16), 2x (20 ... 18) |
| cable entry type | 1x (M20 x 1.5) |
| Communication/ Protocol | |
| design of the interface | without |
| Ambient conditions | |
| explosion protection category for dust | none |
| Installation/ mounting/ dimensions | |
| mounting position | any |
| fastening method | screw fixing |
| Certificates/ approvals | |
| General Product Approval | Functional Safety/Safety of Machinery |



[Type Examination Certificate](#)

Declaration of Conformity

Test Certificates

other

Further information

Information- and Downloadcenter (Catalogs, Brochures,...)

<https://www.siemens.com/ic10>

Industry Mall (Online ordering system)

<https://mall.industry.siemens.com/mall/en/en/Catalog/product?mlfb=3SE5212-0CD03>

Cax online generator

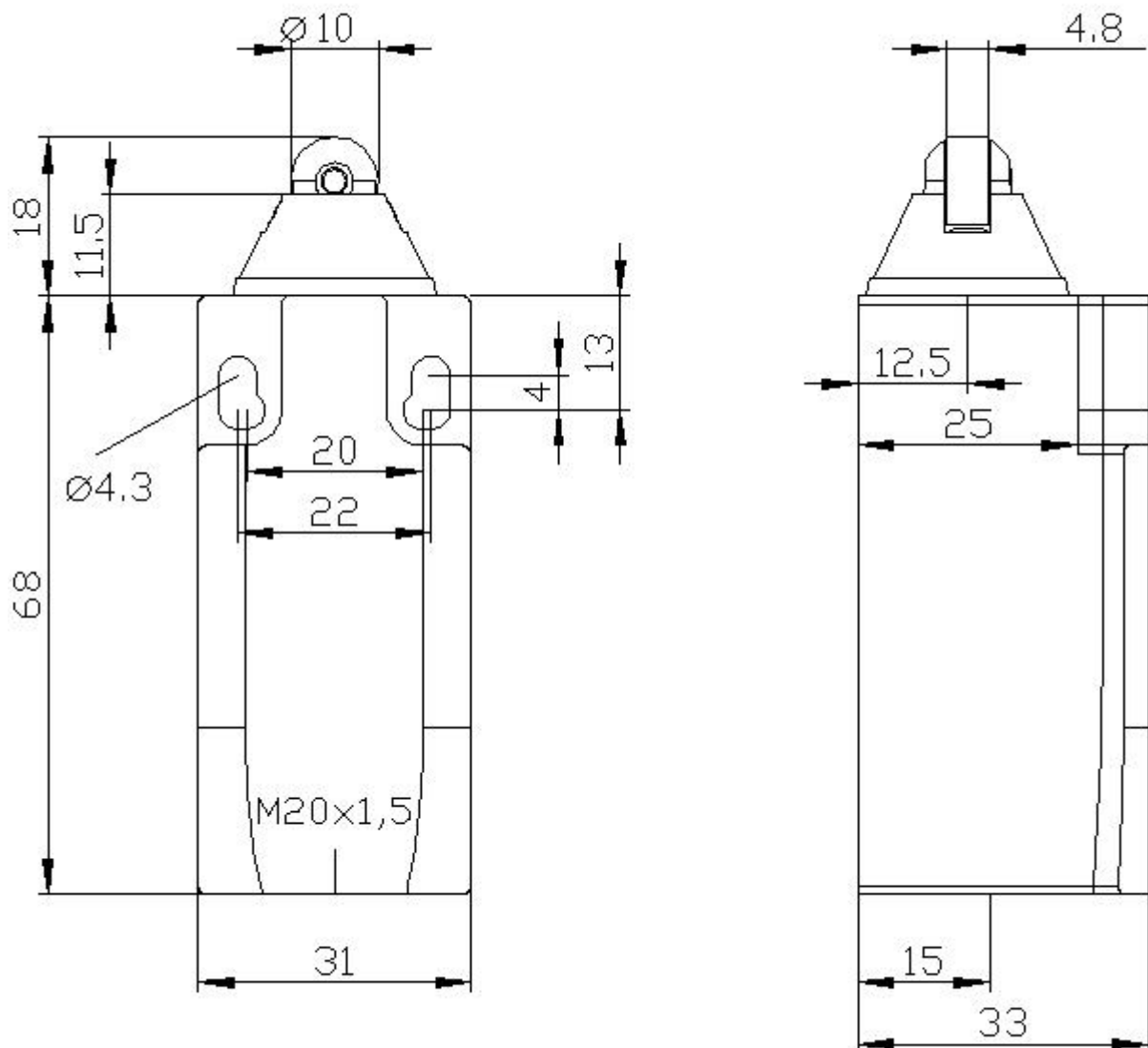
<http://support.automation.siemens.com/WW/CAXorder/default.aspx?lang=en&mlfb=3SE5212-0CD03>

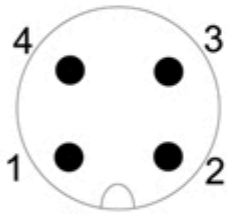
Service&Support (Manuals, Certificates, Characteristics, FAQs,...)

<https://support.industry.siemens.com/cs/ww/en/ps/3SE5212-0CD03>

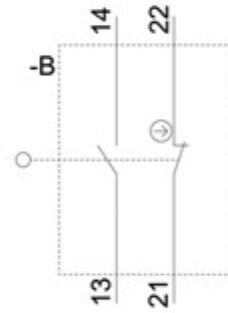
Image database (product images, 2D dimension drawings, 3D models, device circuit diagrams, EPLAN macros, ...)

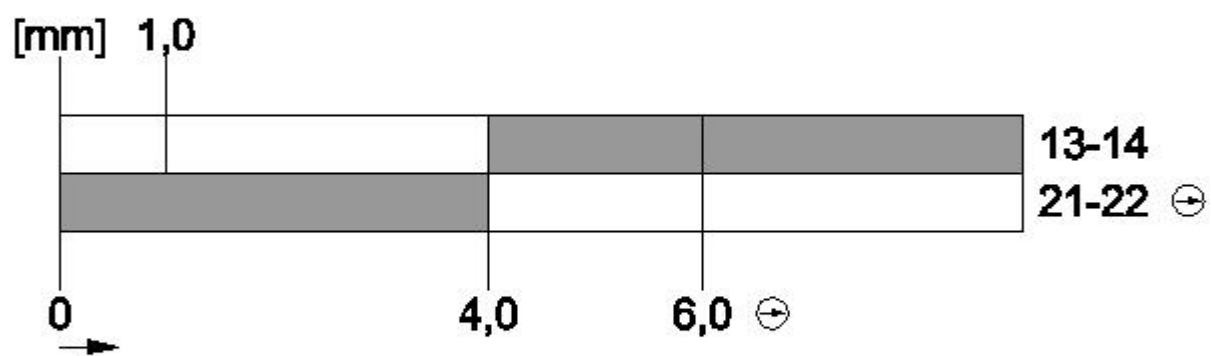
http://www.automation.siemens.com/bilddb/cax_de.aspx?mlfb=3SE5212-0CD03&lang=en





| | | | |
|---|------------|---|----|
| 1 | BN = Brown | → | 21 |
| 2 | WH = White | → | 22 |
| 3 | BU = Blue | → | 13 |
| 4 | BK = Black | → | 14 |





last modified:

8/31/2020 