



Indicator lights, 22 mm, round, metal, shiny, green, lens, smooth, with holder, LED module with integrated LED 24 V AC/DC, screw terminal, Z=20-unit packaging

<b>product brand name</b>	SIRIUS ACT
<b>product designation</b>	Indicator lights
<b>design of the product</b>	Complete unit
<b>product type designation</b>	3SU1
<b>product line</b>	Metal, shiny, 22 mm
<b>manufacturer's article number</b>	
• of supplied LED module	<a href="#">3SU1401-1BB40-1AA0</a>
• of the supplied holder	<a href="#">3SU1550-0AA10-0AA0</a>
• of supplied repeater	<a href="#">3SU1051-6AA40-0AA0</a>
<b>Enclosure</b>	
<b>number of command points</b>	1
<b>Actuator</b>	
<b>product extension optional light source</b>	Yes
<b>color</b>	
• of the actuating element	green
<b>material of the actuating element</b>	plastic
<b>shape of the actuating element</b>	round
<b>outer diameter of the actuating element</b>	29.45 mm
<b>Front ring</b>	
<b>product component front ring</b>	No
<b>Holder</b>	
<b>material of the holder</b>	Metal
<b>Display</b>	
<b>number of LED modules</b>	1
<b>General technical data</b>	
<b>product component light source</b>	Yes
<b>insulation voltage rated value</b>	320 V
<b>degree of pollution</b>	3
<b>surge voltage resistance rated value</b>	4 kV
<b>protection class IP</b>	IP66, IP67, IP69(IP69K)
• of the terminal	IP20
<b>degree of protection NEMA rating</b>	1, 2, 3, 3R, 4, 4X, 12, 13
<b>shock resistance</b>	
• acc. to IEC 60068-2-27	Sinusoidal half-wave 50g / 11 ms
<b>vibration resistance</b>	
• acc. to IEC 60068-2-6	10 ... 500 Hz: 5g
<b>reference code acc. to IEC 81346-2</b>	P

Supply voltage	
type of voltage of the supply voltage of the light source	AC/DC
<ul style="list-style-type: none"> <li>supply voltage 1 of the light source at AC at 50 Hz rated value</li> <li>supply voltage 1 of the light source at AC at 60 Hz rated value</li> </ul>	24 V
<ul style="list-style-type: none"> <li>supply voltage 1 of the light source at DC rated value</li> </ul>	24 V
<b>relative negative tolerance of the supply voltage</b>	20 %
<b>relative positive tolerance of the supply voltage</b>	20 %
Control circuit/ Control	
<b>inrush current maximum</b>	2 A
Connections/ Terminals	
type of electrical connection of modules and accessories	Screw-type terminal
<b>type of connectable conductor cross-sections</b>	
<ul style="list-style-type: none"> <li>solid with core end processing</li> <li>solid without core end processing</li> <li>finely stranded with core end processing</li> <li>finely stranded without core end processing</li> <li>at AWG cables</li> </ul>	2x (0.5 ... 0.75 mm <sup>2</sup> ) 2x (1.0 ... 1.5 mm <sup>2</sup> ) 2x (0.5 ... 1.5 mm <sup>2</sup> ) 2x (1,0 ... 1,5 mm <sup>2</sup> ) 2x (18 ... 14)
<b>tightening torque of the screws in the bracket</b>	1 ... 1.2 N·m
<ul style="list-style-type: none"> <li>tightening torque with screw-type terminals</li> </ul>	0.8 ... 0.9 N·m
Lamp	
<b>type of light source</b>	LED
<b>color of the light source</b>	green
<b>light intensity</b>	900 ... 1 800 mcd
Ambient conditions	
<ul style="list-style-type: none"> <li>ambient temperature during operation</li> <li>ambient temperature during storage</li> </ul>	-25 ... +70 °C -40 ... +80 °C
environmental category during operation acc. to IEC 60721	3M6, 3S2, 3B2, 3K6 (with relative air humidity of 10 ... 95 %, no condensation in operation permitted for all devices behind front panel)
Installation/ mounting/ dimensions	
<b>fastening method</b>	front panel mounting
<ul style="list-style-type: none"> <li>of modules and accessories</li> </ul>	Front plate mounting
<b>height</b>	40 mm
<b>width</b>	30 mm
<b>shape of the installation opening</b>	round
<b>mounting diameter</b>	22.3 mm
<b>positive tolerance of installation diameter</b>	0.4 mm
<b>mounting height</b>	11.8 mm
<b>installation width</b>	29.5 mm
<b>installation depth</b>	49.7 mm
Certificates/ approvals	
Further information	

Information- and Downloadcenter (Catalogs, Brochures,...)

<https://www.siemens.com/ic10>

Industry Mall (Online ordering system)

<https://mall.industry.siemens.com/mall/en/en/Catalog/product?mlfb=3SU1152-6AA40-1AA0-Z X90>

Cax online generator

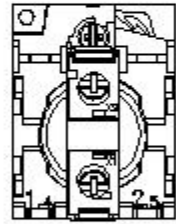
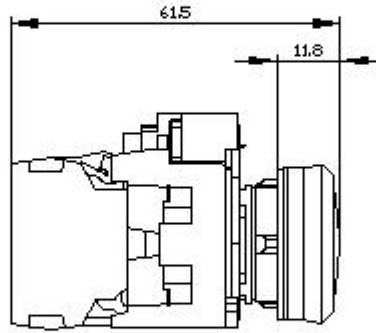
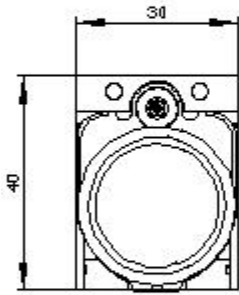
<http://support.automation.siemens.com/WW/CAXorder/default.aspx?lang=en&mlfb=3SU1152-6AA40-1AA0-Z X90>

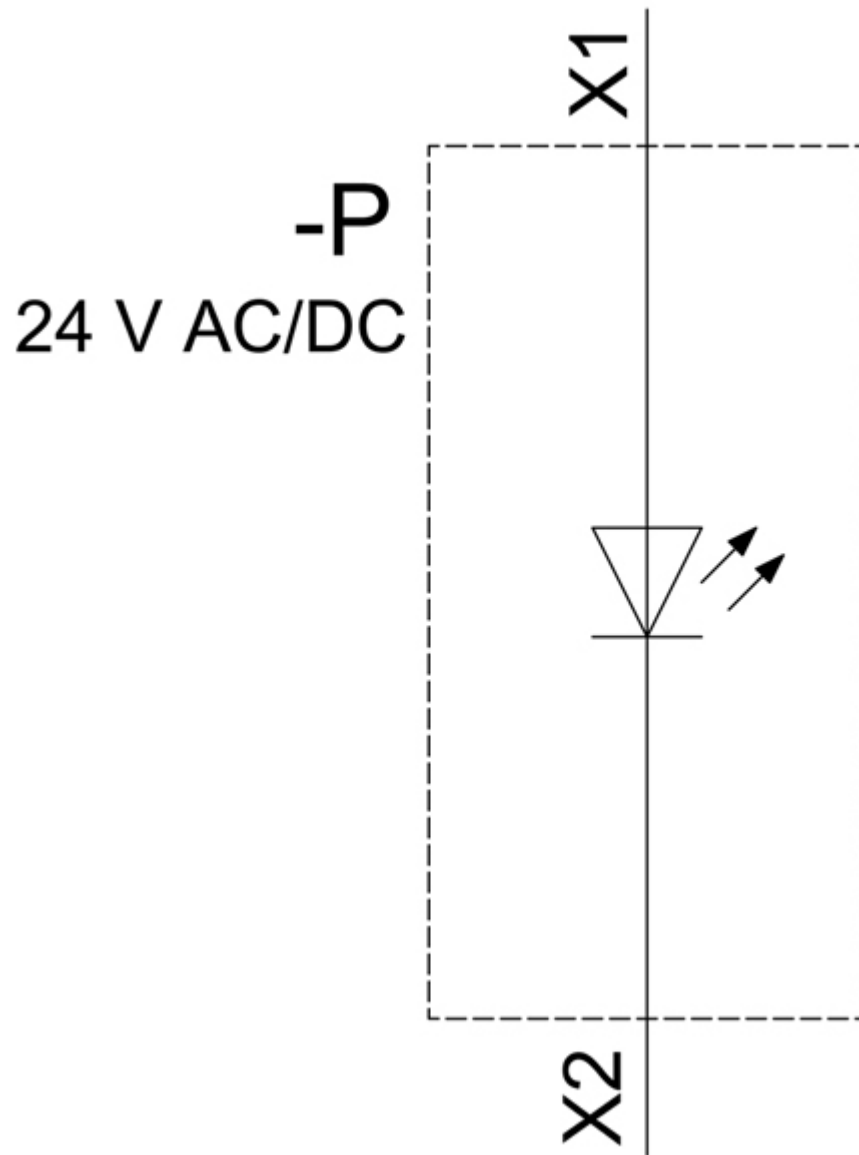
Service&Support (Manuals, Certificates, Characteristics, FAQs,...)

<https://support.industry.siemens.com/cs/ww/en/ps/3SU1152-6AA40-1AA0-Z X90>

Image database (product images, 2D dimension drawings, 3D models, device circuit diagrams, EPLAN macros, ...)

[http://www.automation.siemens.com/bilddb/cax\\_de.aspx?mlfb=3SU1152-6AA40-1AA0-Z X90&lang=en](http://www.automation.siemens.com/bilddb/cax_de.aspx?mlfb=3SU1152-6AA40-1AA0-Z X90&lang=en)





last modified:

12/21/2020 