



Selector switch, illuminable, 22 mm, round, metal, shiny, white, selector switch, short, 3 switch positions I>O<II, momentary contact type, actuating angle 2x45°, 10:30h/12h/13:30h, with holder, 2x1NO+1NC, screw terminal

<b>product brand name</b>	SIRIUS ACT
<b>product designation</b>	Selector switches
<b>design of the product</b>	Complete unit
<b>product type designation</b>	3SU1
<b>product line</b>	Metal, shiny, 22 mm
<b>manufacturer's article number</b>	
<ul style="list-style-type: none"> <li>• of supplied contact module at position 1</li> <li>• of supplied contact module at position 2</li> <li>• of the supplied holder</li> <li>• of the supplied actuator</li> </ul>	3SU1400-1AA10-1FA0 3SU1400-1AA10-1FA0 3SU1550-0AA10-0AA0 3SU1052-2BM60-0AA0
<b>Enclosure</b>	
<b>number of command points</b>	1
<b>Actuator</b>	
<b>design of the actuating element</b>	Selector, short
<b>principle of operation of the actuating element</b>	momentary contact, 2x45° (10:30 h/12 h/13:30 h), return on both sides
<b>product extension optional light source</b>	Yes
<b>color of the actuating element</b>	white
<b>material of the actuating element</b>	plastic
<b>shape of the actuating element</b>	round
<b>outer diameter of the actuating element</b>	32.3 mm
<b>number of contact modules</b>	2
<b>number of switching positions</b>	3
<b>actuating angle</b>	
<ul style="list-style-type: none"> <li>• clockwise</li> <li>• anticlockwise</li> </ul>	45° 45°
<b>Front ring</b>	
<b>product component front ring</b>	Yes
<b>design of the front ring</b>	standard
<b>material of the front ring</b>	Metal, high gloss
<b>color of the front ring</b>	silver
<b>Holder</b>	
<b>material of the holder</b>	Metal
<b>Display</b>	
<b>number of LED modules</b>	0
<b>General technical data</b>	
<b>product function positive opening</b>	Yes
<b>product component light source</b>	No

insulation voltage rated value	500 V
<b>degree of pollution</b>	3
type of voltage of the operating voltage	AC/DC
<b>surge voltage resistance rated value</b>	6 kV
<b>protection class IP</b>	IP66, IP67, IP69(IP69K)
• of the terminal	IP20, clamping screw tightened
<b>degree of protection NEMA rating</b>	1, 2, 3, 3R, 4, 4X, 12, 13
<b>shock resistance</b>	
• acc. to IEC 60068-2-27	Sinusoidal half-wave 50g / 11 ms
<b>vibration resistance</b>	
• acc. to IEC 60068-2-6	10 ... 500 Hz: 5g
<b>operating frequency maximum</b>	1 800 1/h
mechanical service life (switching cycles) typical	1 000 000
electrical endurance (switching cycles) typical	10 000 000
<b>thermal current</b>	10 A
<b>reference code acc. to IEC 81346-2</b>	S
<b>continuous current of the C characteristic MCB</b>	10 A; for a short-circuit current smaller than 400 A
<b>continuous current of the quick DIAZED fuse link</b>	10 A
<b>continuous current of the DIAZED fuse link gG</b>	10 A
• operating voltage at AC	
— at 50 Hz rated value	5 ... 500 V
— at 60 Hz rated value	5 ... 500 V
• operating voltage at DC rated value	5 ... 500 V
<b>Power Electronics</b>	
<b>contact reliability</b>	One maloperation per 100 million (17 V, 5 mA), one maloperation per 10 million (5 V, 1 mA)
<b>Auxiliary circuit</b>	
<b>design of the contact of auxiliary contacts</b>	Silver alloy
<b>number of NC contacts for auxiliary contacts</b>	2
<b>number of NO contacts for auxiliary contacts</b>	2
<b>Connections/ Terminals</b>	
type of electrical connection of modules and accessories	Screw-type terminal
<b>type of connectable conductor cross-sections</b>	
• solid with core end processing	2x (0.5 ... 0.75 mm <sup>2</sup> )
• solid without core end processing	2x (1.0 ... 1.5 mm <sup>2</sup> )
• finely stranded with core end processing	2x (0.5 ... 1.5 mm <sup>2</sup> )
• finely stranded without core end processing	2x (1,0 ... 1,5 mm <sup>2</sup> )
• at AWG cables	2x (18 ... 14)
<b>tightening torque of the screws in the bracket</b>	1 ... 1.2 N·m
• tightening torque with screw-type terminals	0.8 ... 0.9 N·m
<b>Safety related data</b>	
B10 value with high demand rate acc. to SN 31920	300 000
<b>proportion of dangerous failures</b>	
• with low demand rate acc. to SN 31920	20 %
• with high demand rate acc. to SN 31920	20 %
failure rate [FIT] with low demand rate acc. to SN 31920	100 FIT
<b>T1 value for proof test interval or service life acc. to IEC 61508</b>	20 y
<b>Ambient conditions</b>	
• ambient temperature during operation	-25 ... +70 °C
• ambient temperature during storage	-40 ... +80 °C
environmental category during operation acc. to IEC 60721	3M6, 3S2, 3B2, 3C3, 3K6 (with relative air humidity of 10 ... 95 %, no condensation in operation permitted for all devices behind front panel)
<b>Installation/ mounting/ dimensions</b>	
<b>fastening method</b>	
• of modules and accessories	Front plate mounting
<b>height</b>	40 mm

width	32.3 mm
shape of the installation opening	round
mounting diameter	22.3 mm
positive tolerance of installation diameter	0.4 mm
mounting height	28.8 mm
installation width	32.3 mm
installation depth	71.7 mm

### Certificates/ approvals

General Product Approval	Declaration of Conformity
--------------------------	---------------------------



[Miscellaneous](#)

### Test Certificates Marine / Shipping

[Type Test Certificates/Test Report](#)

[Special Test Certificate](#)



### Marine / Shipping other



[Confirmation](#)

### Further information

Information- and Downloadcenter (Catalogs, Brochures,...)

<https://www.siemens.com/ic10>

Industry Mall (Online ordering system)

<https://mall.industry.siemens.com/mall/en/en/Catalog/product?mlfb=3SU1150-2BM60-1LA0>

Cax online generator


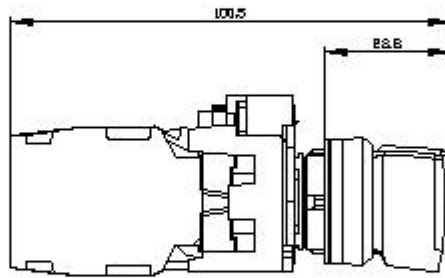
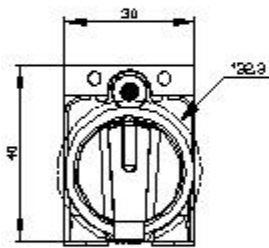
<http://support.automation.siemens.com/WW/CAXorder/default.aspx?lang=en&mlfb=3SU1150-2BM60-1LA0>

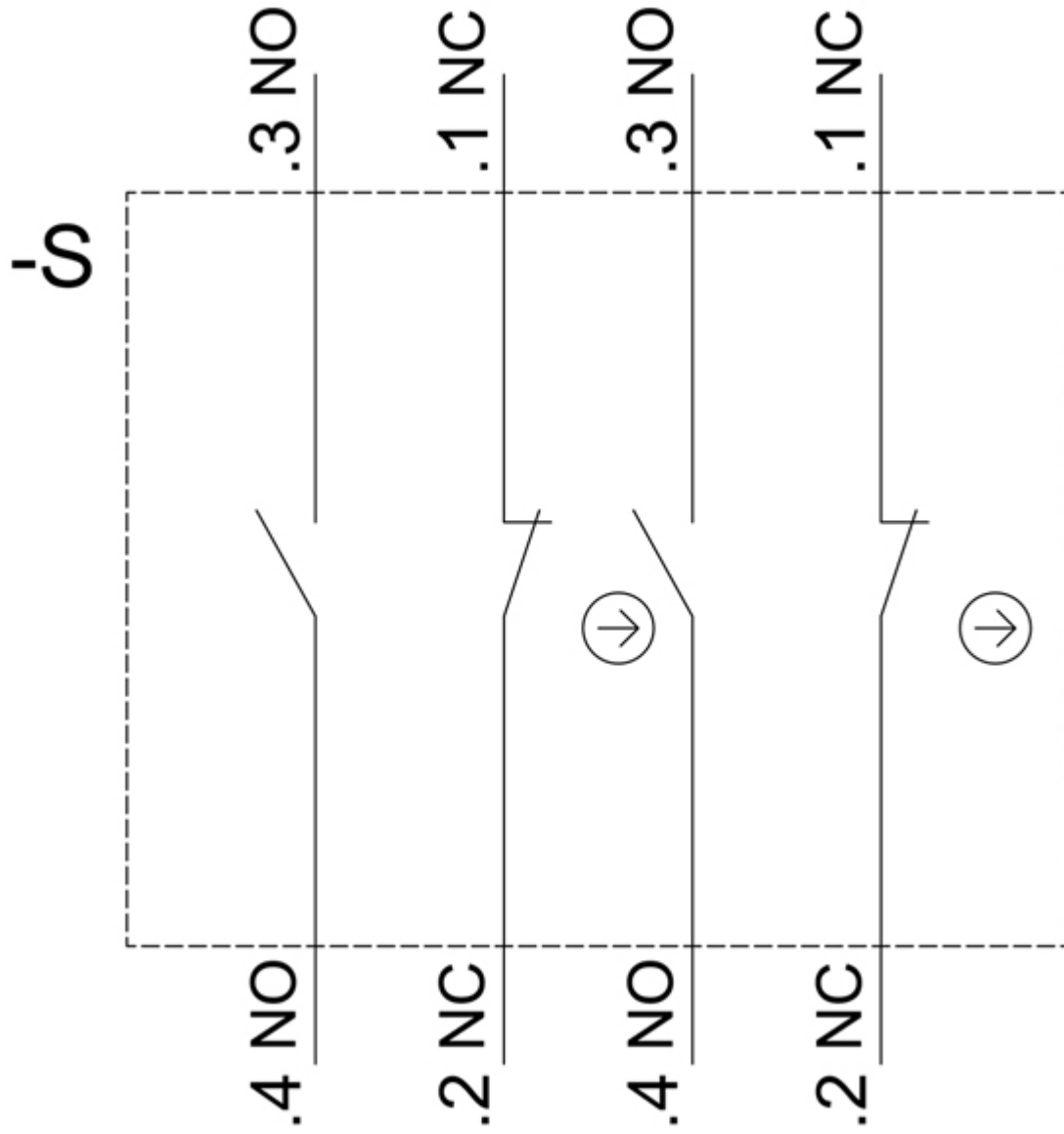
Service&Support (Manuals, Certificates, Characteristics, FAQs,...)

<https://support.industry.siemens.com/cs/ww/en/ps/3SU1150-2BM60-1LA0>

Image database (product images, 2D dimension drawings, 3D models, device circuit diagrams, EPLAN macros, ...)

[http://www.automation.siemens.com/bilddb/cax\\_de.aspx?mlfb=3SU1150-2BM60-1LA0&lang=en](http://www.automation.siemens.com/bilddb/cax_de.aspx?mlfb=3SU1150-2BM60-1LA0&lang=en)





last modified:

12/15/2020 