



Pushbutton, 22 mm, round, plastic, blue, pushbutton, raised, momentary contact type, with holder 1 NO, screw terminal

<b>product brand name</b>	SIRIUS ACT
<b>product designation</b>	Pushbuttons
<b>design of the product</b>	Complete unit
<b>product type designation</b>	3SU1
<b>product line</b>	Plastic, black, 22 mm
<b>manufacturer's article number</b>	
• of supplied contact module at position 1	3SU1400-1AA10-1BA0
• of the supplied holder	3SU1500-0AA10-0AA0
• of the supplied actuator	3SU1000-0BB50-0AA0
<b>number of command points</b>	1
<b>Actuator</b>	
<b>design of the actuating element</b>	Button, raised
<b>principle of operation of the actuating element</b>	momentary contact type
product extension optional light source	No
color of the actuating element	blue
<b>material of the actuating element</b>	plastic
<b>shape of the actuating element</b>	round
<b>outer diameter of the actuating element</b>	29.45 mm
<b>number of contact modules</b>	1
<b>Front ring</b>	
<b>product component front ring</b>	Yes
<b>design of the front ring</b>	Standard
<b>material of the front ring</b>	plastic
<b>color of the front ring</b>	black
<b>Holder</b>	
<b>material of the holder</b>	Plastic
<b>Display</b>	
<b>number of LED modules</b>	0
<b>General technical data</b>	
product function positive opening	No
product component light source	No
insulation voltage rated value	500 V
<b>degree of pollution</b>	3
type of voltage of the operating voltage	AC/DC
<b>surge voltage resistance rated value</b>	6 kV
<b>protection class IP</b>	IP66, IP67, IP69(IP69K)
• of the terminal	IP20

<b>degree of protection NEMA rating</b>	1, 2, 3, 3R, 4, 4X, 12, 13
<b>shock resistance</b>	Sinusoidal half-wave 50g / 11 ms Category 1, Class B
<ul style="list-style-type: none"> <li>• acc. to IEC 60068-2-27</li> <li>• for railway applications acc. to DIN EN 61373</li> </ul>	
<b>vibration resistance</b>	10 ... 500 Hz: 5g Category 1, Class B
<ul style="list-style-type: none"> <li>• acc. to IEC 60068-2-6</li> <li>• for railway applications acc. to DIN EN 61373</li> </ul>	
<b>operating frequency maximum</b>	3 600 1/h
mechanical service life (switching cycles) typical	10 000 000
electrical endurance (switching cycles) typical	10 000 000
<b>thermal current</b>	10 A
<b>reference code acc. to IEC 81346-2</b>	S
<b>continuous current of the C characteristic MCB</b>	10 A; for a short-circuit current smaller than 400 A
<b>continuous current of the quick DIAZED fuse link</b>	10 A
<b>continuous current of the DIAZED fuse link gG</b>	10 A
<ul style="list-style-type: none"> <li>• operating voltage at AC <ul style="list-style-type: none"> <li>— at 50 Hz rated value</li> <li>— at 60 Hz rated value</li> </ul> </li> <li>• operating voltage at DC rated value</li> </ul>	5 ... 500 V 5 ... 500 V 5 ... 500 V
<b>Power Electronics</b>	
<b>contact reliability</b>	One maloperation per 100 million (17 V, 5 mA), one maloperation per 10 million (5 V, 1 mA)
<b>Auxiliary circuit</b>	
<b>design of the contact of auxiliary contacts</b>	Silver alloy
<b>number of NC contacts for auxiliary contacts</b>	0
<b>number of NO contacts for auxiliary contacts</b>	1
<b>Connections/ Terminals</b>	
type of electrical connection of modules and accessories	Screw-type terminal
<b>type of connectable conductor cross-sections</b>	2x (0.5 ... 0.75 mm <sup>2</sup> ) 2x (1.0 ... 1.5 mm <sup>2</sup> ) 2x (0.5 ... 1.5 mm <sup>2</sup> ) 2x (1.0 ... 1.5 mm <sup>2</sup> ) 2x (18 ... 14)
<ul style="list-style-type: none"> <li>• solid with core end processing</li> </ul>	
<ul style="list-style-type: none"> <li>• solid without core end processing</li> </ul>	
<ul style="list-style-type: none"> <li>• finely stranded with core end processing</li> </ul>	
<ul style="list-style-type: none"> <li>• finely stranded without core end processing</li> </ul>	
<ul style="list-style-type: none"> <li>• at AWG cables</li> </ul>	
<b>tightening torque of the screws in the bracket</b>	1 ... 1.2 N·m
<ul style="list-style-type: none"> <li>• tightening torque with screw-type terminals</li> </ul>	0.8 ... 0.9 N·m
<b>Ambient conditions</b>	
<ul style="list-style-type: none"> <li>• ambient temperature during operation</li> <li>• ambient temperature during storage</li> </ul>	-25 ... +70 °C -40 ... +80 °C
environmental category during operation acc. to IEC 60721	3M6, 3S2, 3B2, 3C3, 3K6 (with relative air humidity of 10 ... 95 %, no condensation in operation permitted for all devices behind front panel)
<b>Installation/ mounting/ dimensions</b>	
<b>fastening method</b>	front panel mounting
<ul style="list-style-type: none"> <li>• of modules and accessories</li> </ul>	Front plate mounting
<b>height</b>	40 mm
<b>width</b>	30 mm
<b>shape of the installation opening</b>	round
<b>mounting diameter</b>	22.3 mm
<b>positive tolerance of installation diameter</b>	0.4 mm
<b>mounting height</b>	16.2 mm
<b>installation width</b>	29.5 mm
<b>installation depth</b>	49.7 mm
<b>Certificates/ approvals</b>	
<b>General Product Approval</b>	<b>Declaration of Conformity</b>



[Miscellaneous](#)

Test Certificates

Marine / Shipping

[Special Test Certificate](#)

[Type Test Certificates/Test Report](#)



Marine / Shipping

other



[Confirmation](#)

Further information

Information- and Downloadcenter (Catalogs, Brochures,...)

<https://www.siemens.com/ic10>

Industry Mall (Online ordering system)

<https://mall.industry.siemens.com/mall/en/en/Catalog/product?mlfb=3SU1100-0BB50-1BA0>

Cax online generator

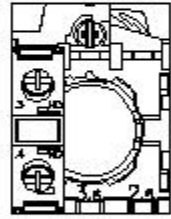
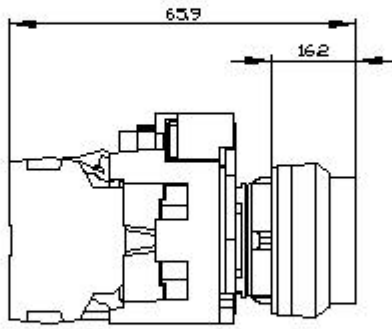
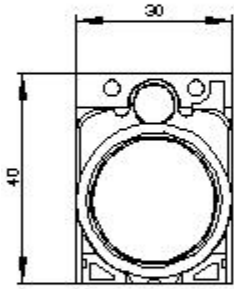
<http://support.automation.siemens.com/WW/CAXorder/default.aspx?lang=en&mlfb=3SU1100-0BB50-1BA0>

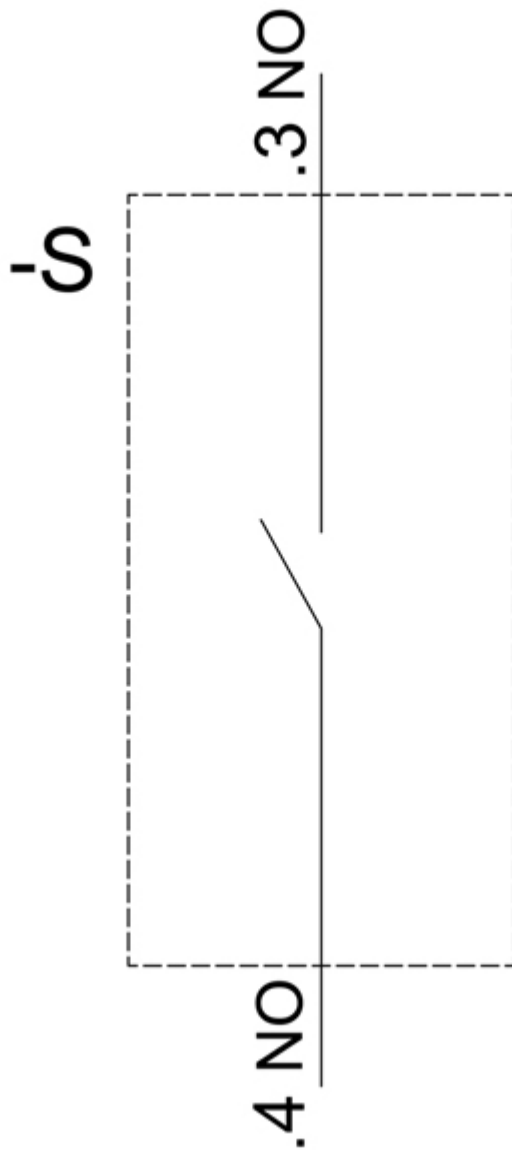
Service&Support (Manuals, Certificates, Characteristics, FAQs,...)

<https://support.industry.siemens.com/cs/ww/en/ps/3SU1100-0BB50-1BA0>

Image database (product images, 2D dimension drawings, 3D models, device circuit diagrams, EPLAN macros, ...)

[http://www.automation.siemens.com/bilddb/cax\\_de.aspx?mlfb=3SU1100-0BB50-1BA0&lang=en](http://www.automation.siemens.com/bilddb/cax_de.aspx?mlfb=3SU1100-0BB50-1BA0&lang=en)





last modified:

12/21/2020 