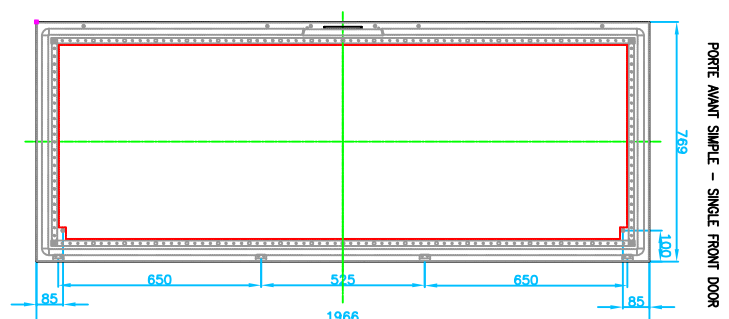
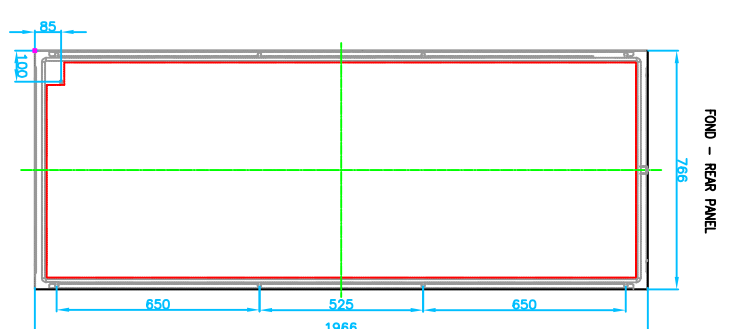


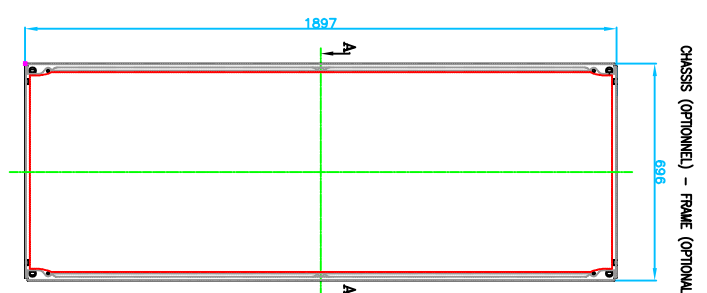
OSSEATURE - STRUCTURE



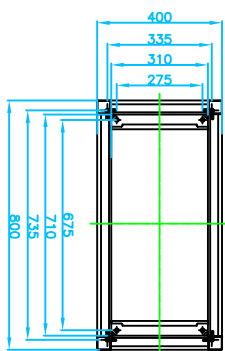
PORTE AVANT SIMPLE - SINGLE FRONT DOOR



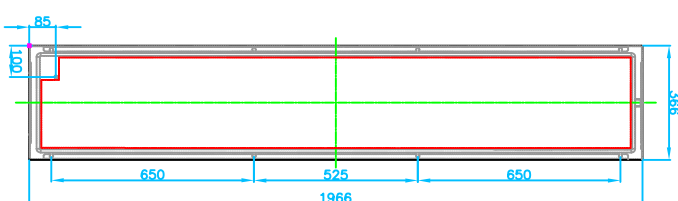
FOND - REAR PANEL



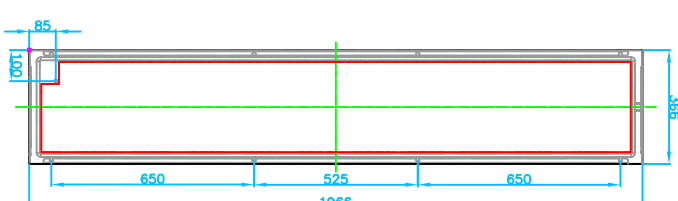
CHASSIS (OPTIONNEL) – FRAME (OPTIONAL)



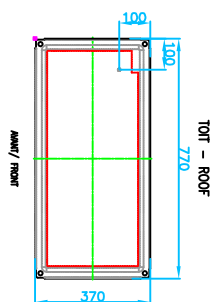
PANNEAU LATÉRAL DROIT – RIGHT LATERAL PANNEL



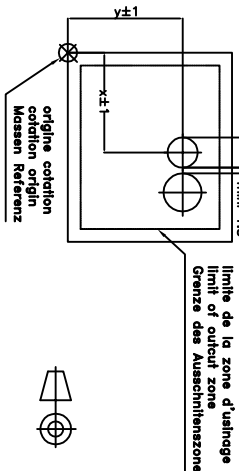
PANNEAU LATÉRAL GAUCHE – LEFT LATERAL PANEL



TOUTES LES VUES SONT
DES VUES EXTERIEURES/
ALL VIEWS ARE OUTSIDE
VIEWS



TOIT - ROOF

AWAIT / FRONT

Tolérance ISO 8015
Tolerances générales / General tolerances / Generelle Toleranzen ISO 2768-mS
Spécifications particulières / particular specifications / Besondere Angaben :
d±0,1

**Merci d'indiquer les coordonnées du dessinateur
Please indicate designer's information**

Nom / Name :
Tel / Phone : +
Langue / Language :

[illegible]