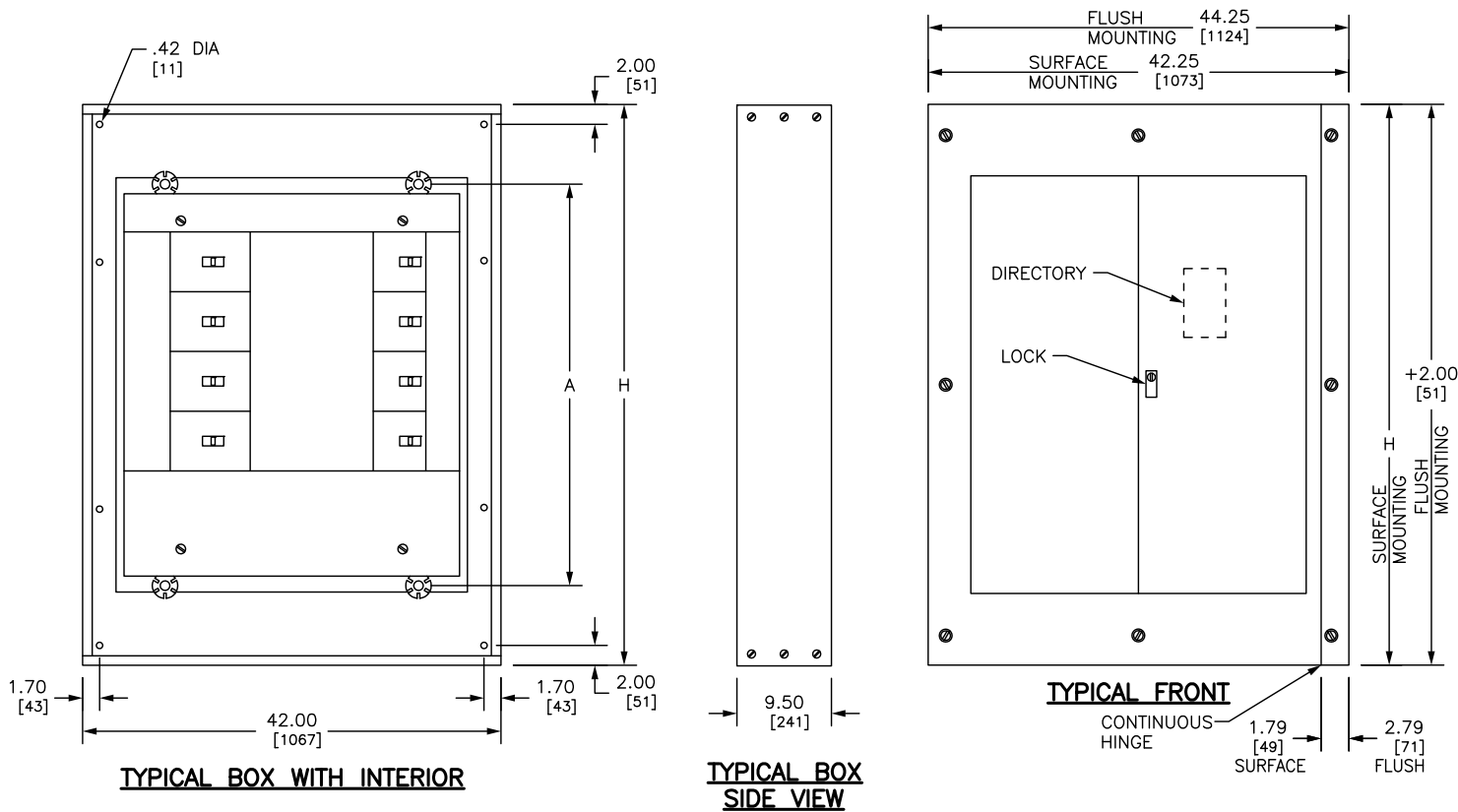
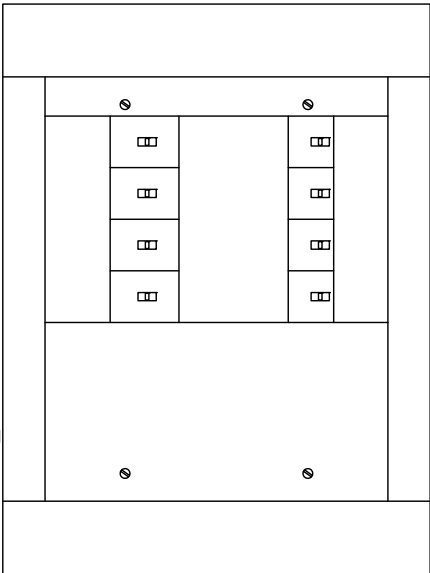
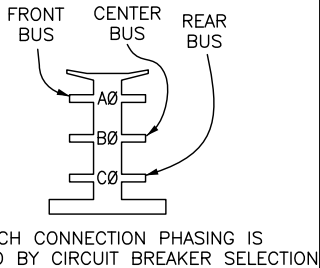


REV	DESCRIPTION	BY	DATE	—	—	—	—	—	—
—	—	—	—	—	—	—	—	—	—



TYPICAL MOUNTING OF BD, BG, BJ, BK, DG, DJ, DL, FA, FC, FD, FG, FH, FI, FJ, FK, FY, HD, HG, HJ, HL, JD, JG, JJ, JL, KA, KC, KH, KI, LA, LC, LE, LH, LI, LX, LXI, MG, MJ, PG, PJ, PK, PL, Q2, Q2H, Q2-H, QB, QD, QG, QJ, OR QO, BREAKERS



REFER TO DP CATALOG CLASS 2110 FOR ADDITIONAL INFORMATION

I-LINE HCP PANELBOARDS MEET THE APPLICABLE REQUIREMENTS OF UL AND CSA.

BOX: CODE GAUGE GALVANIZED STEEL WITH REMOVABLE BLANK ENDWALLS.

FRONT: CODE GAUGE STEEL, GRAY BAKED ENAMEL FISHISH ELECTRODEPOSITED OVER CLEANED PHOSPHATIZED STEEL.

LOCK: (COVERS WITH DOORS) 50.00/[1270] – 59.00/[1499] HIGH FRONTS HAVE ESCUTCHEON FLUSH LOCK WITH NSR-251 KEY. 68.00/[1727] – 80.00/[2032] HIGH FRONTS HAVE 3 POINT ESCUTCHEON FLUSH LOCK WITH NSR-251 KEY.

FOR NEMA TYPE 3R APPLICATIONS USE IN CONJUNCTION WITH PBA412.

DUAL DIMENSIONS: INCHES MILLIMETERS

MAXIMUM MLO OR BF-MCB AMPERE RATING	BRANCH BREAKER MOUNTING SPACE (INCHES)	H		A	
		IN	MM	IN	MM
225A THRU 800A	27	50.00	1270	20.40	518
	45	59.00	1499	38.40	975
	63	68.00	1727	47.40	1204
	99	86.00	2184	65.10	1654

JOB NAME: — — —	EQUIPMENT DESIGNATION: — — —
JOB LOCATION: — — —	EQUIPMENT TYPE: I-LINE HCP MLO OR BF-MCB
DRAWN BY: — — —	DRAWING TYPE: — — —
ENGR: — — —	
DATE: JUNE 2018	
DRAWING STATUS: — — —	DWG# PBA418HR
	PG 01 OF 01 REV —