



## Main

Panelboard Type	Main lugs
Product or Component Type	Interiors
Branch Circuit Breaker Type	QOB QOB-VH QHB
Busbar Material	Aluminium

## Complementary

Number of spaces	72
Enclosure Nominal Height	62 in (1574.80 mm)
Enclosure Nominal Width	20 in (508.00 mm)
Enclosure Nominal Depth	5.75 in (146.05 mm) NEMA 1 6.5 in (165.10 mm) NEMA 3R/5/12
Line Rated Current	400 A
[Iu] rated interrupted current	10 KA 22 KA 65 kA
Wiring configuration	4-wire
Number of Phases	3 phase
Voltage Rating	240 V AC 48 V DC
Connections - terminals	Lug line AWG 1/0...750 kcmil aluminium Lug neutral AWG 1/0...750 kcmil aluminium
Tightening torque	274.99...300.04 Lbf.In (31.07...33.90 N.m) 0.08...0.59 in <sup>2</sup> (53.48...380 mm <sup>2</sup> ) (AWG 1/0...750 kcmil) 274.99...300.04 Lbf.In (31.07...33.90 N.m) 0.08...0.27 in <sup>2</sup> (53.48...177.3 mm <sup>2</sup> ) (AWG 1/0...350 kcmil) 549.98 Lbf.In (62.14 N.m) 0.08...0.59 in <sup>2</sup> (53.48...380 mm <sup>2</sup> ) (AWG 1/0...750 kcmil) 549.98 Lbf.In (62.14 N.m) 0.08...0.24 in <sup>2</sup> (53.48...152 mm <sup>2</sup> ) (AWG 1/0...300 kcmil) 375.01 Lbf.In (42.37 N.m) 0.08...0.59 in <sup>2</sup> (53.48...380 mm <sup>2</sup> ) (AWG 1/0...750 kcmil) 375.01 lbf.in (42.37 N.m) 0.08...0.24 in <sup>2</sup> (53.48...152 mm <sup>2</sup> ) (AWG 1/0...300 kcmil)
Height	57 in (1447.80 mm)
Width	10.44 in (265.18 mm)
Net Weight	30.00 lb(US) (13.608 kg)

## Environment

Standards	CSA UL
-----------	-----------

The information provided in this documentation contains general descriptions and/or technical characteristics of the performance of the products contained herein. This documentation is not intended as a substitute for and is not to be used for determining suitability or reliability of these products for specific user applications. It is the duty of any such user or integrator to perform the appropriate and complete risk analysis, evaluation and testing of the products with respect to the relevant specific application or use thereof. Neither Schneider Electric Industries SAS nor any of its affiliates or subsidiaries shall be responsible or liable for misuse of the information contained herein.

## Ordering and shipping details

Category	09151-NQ RTA PANELBOARDS
Discount Schedule	PE1A
GTIN	785901502531
Returnability	Yes
Country of origin	MX

## Packing Units

Unit Type of Package 1	PCE
Number of Units in Package 1	1
Package 1 Height	6.18 in (15.7 cm)
Package 1 Width	14.02 in (35.6 cm)
Package 1 Length	62.01 in (157.5 cm)
Package 1 Weight	31.00 lb(US) (14.06 kg)

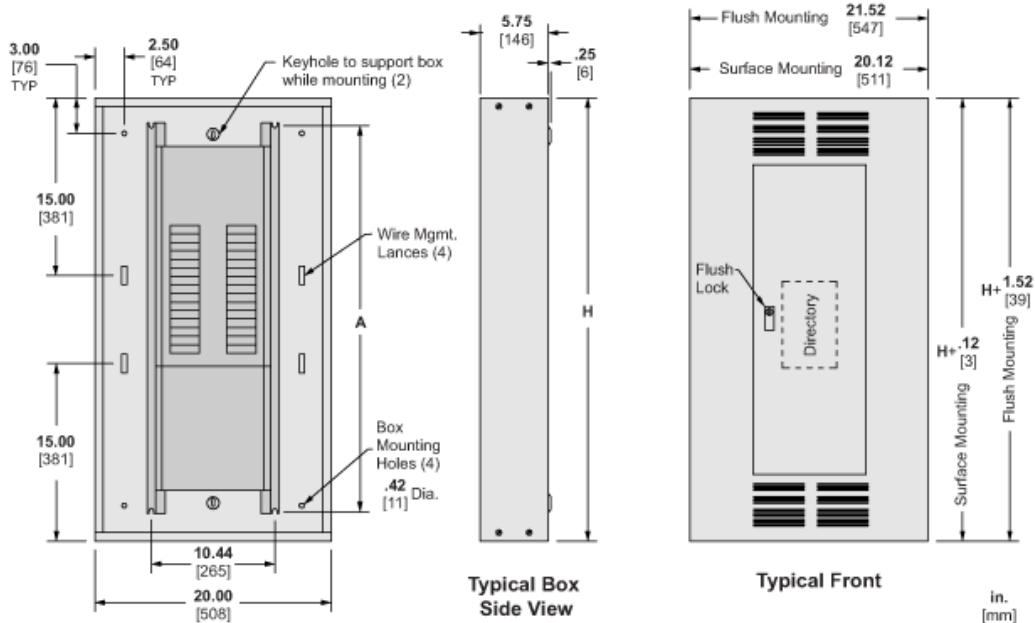
## Offer Sustainability

Sustainable offer status	Green Premium product
California proposition 65	WARNING: This product can expose you to chemicals including: Nickel compounds, which is known to the State of California to cause cancer, and Bisphenol A (BPA), which is known to the State of California to cause birth defects or other reproductive harm. For more information go to <a href="http://www.P65Warnings.ca.gov">www.P65Warnings.ca.gov</a>
REACH Regulation	<a href="#">REACH Declaration</a>
REACH free of SVHC	Yes
EU RoHS Directive	Compliant <a href="#">EU RoHS Declaration</a>
Toxic heavy metal free	Yes
Mercury free	Yes
China RoHS Regulation	<a href="#">China RoHS Declaration</a>
RoHS exemption information	<a href="#">Yes</a>
Environmental Disclosure	<a href="#">Product Environmental Profile</a>
Circularity Profile	No need of specific recycling operations

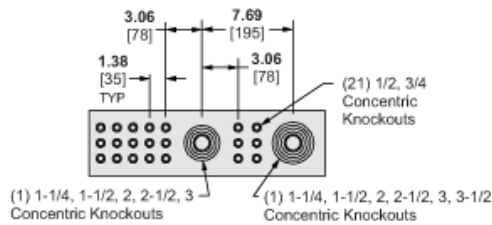
## Contractual warranty

Warranty	18 months
----------	-----------

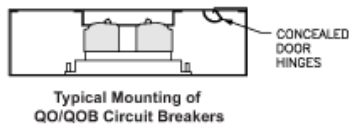
Approximate Dimensions



Typical Box with Interior



Endwall with Knockouts  
(Other Endwall is Blank)



MAXIMUM MAIN LUGS AMPERE RATING	MAXIMUM NUMBER OF CIRCUITS	H		A	
		IN	MM	IN	MM
400A	30 & 42	50.00	1270	45.00	1143
	54	56.00	1422	51.00	1295
	72	62.00	1575	57.00	1448
	84	68.00	1727	63.00	1600
400A WITH SUB FEED LUGS	30 & 42	50.00	1270	45.00	1143
	54	56.00	1422	51.00	1295
	72	62.00	1575	57.00	1448
	84	68.00	1727	63.00	1600
400A WITH FEED THRU LUGS	30 & 42	56.00	1422	51.00	1295
	54	62.00	1575	57.00	1448
	72	68.00	1727	63.00	1600
	84	74.00	1880	69.00	1753
400A WITH SUB FEED BREAKERS	30 & 42	74.00	1880	69.00	1753
	54	80.00	2032	75.00	1905
	72	86.00	2184	81.00	2057
	600A *	30 & 42	50.00	1270	45.00
54		56.00	1422	51.00	1295
72		62.00	1575	57.00	1448
84		68.00	1727	63.00	1600
600A WITH FEED THRU LUGS	30 & 42	62.00	1575	57.00	1448
	54	68.00	1727	63.00	1600
	72	74.00	1880	69.00	1753
	84	80.00	2032	75.00	1905
600A WITH SUB FEED BREAKERS	30 & 42	74.00	1880	69.00	1753
	54	80.00	2032	75.00	1905
	72	86.00	2184	81.00	2057

\* For Type 3R enclosure, increase height dimension by 12.00 / [305]